



# SOVETITALIA



NEW SHAPES

# SOVET



Sovet nasce alla fine degli anni '80 fondendo tradizione del vetro, tecnologie avanzate e design contemporaneo. Gli stessi valori di un tempo vengono oggi implementati dall'attenzione per l'ambiente e l'eco-sostenibilità dei suoi prodotti.

Sovet was founded at the end of the 80's combining tradition, advanced technologies and contemporary design. The original values today go along with concern for the environment and the eco-sustainability of its products.

# MADE IN ITALY



Il valore di un prodotto si misura anche dalla cura che si impiega per crearlo.

L'impiego creativo dei processi industriali, l'utilizzo di materie prime di assoluta qualità e le scrupolose lavorazioni eseguite da maestranze locali permette a Sovet di ottenere collezioni di alta qualità 100% Made in Italy.

The value of a product can also be measured by the care it takes to create it.

The creative use of industrial processes, the raw materials of the highest quality and the meticulous works performed by local workers allows Sovet to get collections of high quality 100% Made in Italy.

# TECNOLOGIA E FUTURO SOSTENIBILE

## TECHNOLOGY AND SUSTAINABLE FUTURE




L'attenzione per l'ambiente, l'eco-compatibilità e la sostenibilità sono principi in cui Sovet crede fermamente e lo dimostra privilegiando l'uso del vetro, materiale ecologico e sostenibile per antonomasia, come materiale primario per la propria collezione. Il tecnologico sistema di imballaggio riciclabile e l'autosufficienza energetica derivante dai propri impianti fotovoltaici sono il vanto di un'azienda ad emissione 0.

Care for the environment, eco-friendliness and sustainability are principles in which Sovet strongly believes and demonstrates it favoring the use of glass, ecological and sustainable material par excellence, as the primary material for its own collection. The technological system of recyclable packaging and energy self-sufficiency arising from its own photovoltaic systems are the pride of a zero-emission company.

# DESIGN E PERSONALIZZAZIONE

## DESIGN AND CUSTOMIZATION



Prodotti di design e progetti di vetro, forme e finiture adatti all'armonia degli ambienti. Possibilità di scelte dimensionali, cromatiche, formali e decorative per costruire un habitat ideale.

Design products and glass projects, shapes and finishes suitable to the harmony of the rooms. Possibility of choice in size, color, form and decoration to build an ideal habitat.

# DESIGNERS



LIEVORE ALTHERR MOLINA



GIANLUIGI LANDONI

Il design è un punto di forza di Sovet. Il genio creativo dello studio Lievore Altherr Molina, l'incontro con l'arch. Gianluigi Landoni, il contributo di Matthias Demacker e la collaborazione con lo studio Bonazzi e Zaniboni, coadiuvati dalle conoscenze tecniche di Sovet, hanno contribuito a creare una gamma di prodotti innovativa e versatile.

# DESIGNERS



MATTHIAS DEMACKER



ARKEMA STUDIO

The design is Sovet's strength. The creative genius of Lievore Altherr Molina, the meeting with the architect Gianluigi Landoni, the contribution of Matthias Demacker and the collaboration with the study Bonazzi and Zaniboni, assisted by the technical know-how of Sovet, have helped to create an innovative and versatile range of products.

# PRODOTTI

## PRODUCTS

3FEET, AIKIDO, BRIDGE, CRICKET,  
CROSS, DOGE, FLÛTE, FROG,  
GENIUS, HUG, JEAN, LAMBDA,  
LIVE, NIDO, PALACE, PARTY, RING,  
RUBINO, SHELL, SLIM, SPIDER,  
SWAN, TAKY, TORONTO, TOTEM,  
TULIP, VALENCIA, BOSTON,  
DENVER, ENDLESS, FIORDIVETRO,  
GOCCE DI RUGIADA, HORIZON,  
ICE ROCK, LEGO, MIIR, SEGMENT,  
TEMIRA, VERTIGO, WAVE, DELPHI,  
DOX, OLYMPIA, TOBY, ZETA,  
BUGATTI, GLOVE, SILLA

# INDICE PRODOTTI

## PRODUCTS INDEX

**Tavoli /**  
Tables /



SLIM pag. 18



SLIM WOOD pag. 18



SLIM CERAMICA pag. 26



CROSS pag. 38



CROSS WOOD pag. 42



LAMBDA pag. 46



LAMBDA TWO BASES pag. 52



DOGE pag. 54



PALACE pag. 58



PALACE WOOD pag. 62



VALENCIA pag. 68



TOTEM pag. 74



TOTEM WOOD pag. 78



TOTEM TWO BASES pag. 80



FLÛTE pag. 88



FLÛTE WOOD pag. 92



AIKIDO pag. 96



AIKIDO TWO BASES pag. 98



TORONTO pag. 102



JEAN pag. 108



FROG pag. 114



LIVE pag. 122



PARTY pag. 124



BRIDGE pag. 136

**Tavolini /**  
coffee tables /



SLIM pag. 28



SLIM WOOD pag. 28



SLIM CERAMICA pag. 28



PALACE pag. 64



TOTEM pag. 82



TOTEM WOOD pag. 79



FLÛTE pag. 93



FLÛTE WOOD pag. 92



JEAN pag. 112



FROG pag. 118



PARTY pag. 126




BRIDGE pag. 128



NIDO pag. 146



RING pag. 152



HUG pag. 158



TAKY pag. 164



RUBINO pag. 170



SPIDER pag. 174



3 FEET pag. 178



SHELL pag. 184



SWAN pag. 188



TULIP pag. 192



TULIP WOOD pag. 196



GENIUS pag. 198



GENIUS WOOD pag. 199



**Console /**  
console /



SLIM pag. 32



BRIDGE pag. 137



CRICKET pag. 142



NIDO pag. 150

**Sedie /**  
chairs /



FLÛTE GIREVOLE pag. 266



GLOVE GIREVOLE pag. 268



SILLA pag. 270



BUGATTI pag. 274



TOTEM pag. 84

**Complementi /**  
Accessories /



DELPHI pag. 212




OLYMPIA pag. 218



DOX pag. 202



ZETA pag. 204



TOBY pag. 208

**Specchiere /**  
mirrors /



HORIZON pag. 222



MIIR pag. 228



DENVER pag. 232



BOSTON pag. 240



VERTIGO pag. 244



ENDLESS pag. 246



SEGMENT pag. 248



LEGO pag. 252



GOCCE DI RUGIADA pag. 254



ICE ROCK pag. 256



FIORDIVETRO pag. 258



WAVE pag. 260



TEMIRA pag. 262

# SLIM

design: Matthias Demacker



La serie Slim è caratterizzata da un design essenziale che esprime grande leggerezza.

Tavoli, tavolini e console che soddisfano ogni desiderio ed esigenza, sia per la casa che per l'ambiente contract.

Il piano è disponibile in varie finiture di vetro laccato, hpl, legno o ceramica.

Slim is a line of rational design that conveys great lightness. Tables, coffee tables and consoles that meet all tastes and requirements, both for home and contract spaces. The top is available in different finishes of lacquered glass, hpl, wood or ceramic.

**tavolo / tavolino / console**

table / coffee table / console







Nella versione allungabile le gambe in alluminio pressofuso e la struttura scorrono lateralmente rivelando una prolunga in hpl. Gli angoli arrotondati del top conferiscono una maggiore sicurezza, accentuandone l'eleganza. L'ampia gamma di misure disponibili lo rende adattabile allo spazio cucina così come alla zona soggiorno.

In the extensible version the die-cast aluminium legs and the structure move sideways to reveal an hpl extension. The round corners of the top make it safer and emphasize its elegance at the same time. Thanks to the wide range of available sizes the Slim table perfectly fits both in the kitchen and in the living room.



Slim GLASS, oltre che con il top in 10 mm, è disponibile anche nello spessore 8 mm con bordo molato filo lucido. I piani sono proposti in vetro lucido, opaco e nella nuova finitura Circles.

Slim GLASS is available both with a 10 mm. thickness top or with a 8mm. thickness with polished edge. The tops can be in polished, frosted or Circles moulded glass.






Le nuove finiture in ceramica e legno  
ampliano le possibilità di personalizzazione  
del modello Slim.

The new ceramic and wooden finishes  
expand the possibilities of customization of  
the SLIM model.





Il tavolino Slim è un complemento dal design essenziale e versatile, che si inserisce con facilità in vari ambienti e contesti. Disponibile in due altezze, h. 37 e h. 46 cm.

Slim coffee table is an element of essential and versatile design that easily fits in various spaces and ambiances. Available in two heights, h. 37 and h. 46 cm.









La versione console di Slim è disponibile con due gambe, predisposta per il fissaggio a muro, oppure con quattro gambe.

The Slim console is available with two legs, provided with wall fixings, or with four legs.





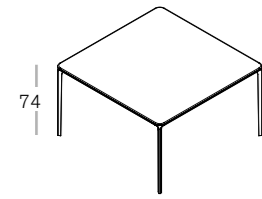
Slim è funzionale ed elegante anche nell'ambiente ufficio grazie all'utile accessorio porta-documenti.

Slim is functional and elegant even in the office thanks to the useful document-tray accessory.

## Modello / Model

### Tavoli / Tables

#### SLIM h.74 SQUARE /



**Vetro 8 / Glass 8**  
**Cat. A / B / C / D / E / O**

90x90x74h  
120x120x74h  
140x140x74h  
160x160x74h

TOP

**Legno / Wood**

**Cod. NC / RN / RG / WG**

90x90x74h  
140x140x74h

TOP

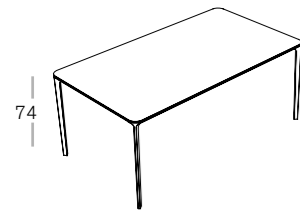
**Ceramica / Ceramic**

**Cod. CS / CR / CP**

90x90x74h  
100x100x74h

TOP

#### SLIM h.74 RECTANGULAR /



**Vetro 8 / Glass 8**  
**Cat. A / B / C / D / E / O**

120x80x74h  
140x90x74h  
160x90x74h  
200x90x74h  
220x100x74h  
220x120x74h  
240x100x74h  
240x120x74h

**Vetro 10 / Glass 10**  
**Cat. A / B / C / D / F**

120x80x74h  
140x90x74h  
160x90x74h  
200x90x74h

**Legno / Wood**

**Cod. NC / RN / RG / WG**

120x80x74h  
140x90x74h  
160x90x74h  
200x90x74h  
240x120x74h

**Hpl / Hpl**

**Cod. HN / H4**


120x80x74h  
140x90x74h  
160x90x74h

**Ceramica / Ceramic**

**Cod. CS / CR / CP**

120x80x74h  
140x90x74h  
160x90x74h  
200x90x74h  
200x100x74h  
220x100x74h  
240x100x74h

#### SLIM h.74 RECTANGULAR /



**Vetro 8 / Glass 8**  
**Cat. A / B / C / D / E / O**

Close 120x80x74h  
Open 175x80x74h

Close 140x90x74h  
Open 200x90x74h

Close 160x90x74h  
Open 220x90x74h

Close 200x90x74h  
Open 260x90x74h

**Vetro 10 / Glass 10**  
**Cat. A / B / C / D / F**

Close 120x80x74h  
Open 175x80x74h

Close 140x80x74h  
Open 195x80x74h

Close 140x90x74h  
Open 200x90x74h

Close 160x90x74h  
Open 220x90x74h

**Legno / Wood**

**Cod. NC / RN / RG / WG**

Close 140x90x74h  
Open 200x90x74h

Close 160x90x74h  
Open 220x90x74h

Close 200x90x74h  
Open 260x90x74h

**Hpl / Hpl**

**Cod. HN / H4**

Close 120x80x74h  
Open 175x80x74h

Close 140x90x74h  
Open 200x90x74h

Close 160x90x74h  
Open 220x90x74h

**Ceramica / Ceramic**

**Cod. CS / CR / CP**

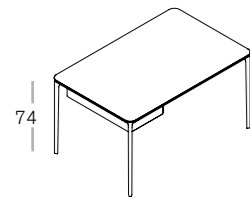
Close 120x80x74h  
Open 175x80x74h

Close 140x90x74h  
Open 200x90x74h

Close 160x90x74h  
Open 220x90x74h

Close 200x90x74h  
Open 260x90x74h

#### SLIM h.74 OFFICE /

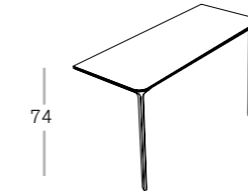


**Vetro 8 / Glass 8**  
**Cat. A / B / C / D / E**

140x90x74h  
160x90x74h  
200x90x74h

### Console / Console

#### SLIM h.74 TWO LEGS /



TOP

**Vetro 8 / Glass 8**  
**Cat. A / B / C / D / E / O**

90x40x74h  
120x40x74h  
140x40x74h  
160x40x74h

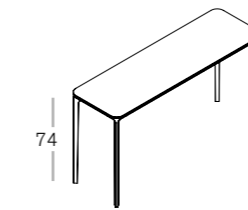
TOP

TOP

**Ceramica / Ceramic**  
**Cod. CS / CR / CP**

90x40x74h  
120x40x74h  
140x40x74h  
160x40x74h

#### SLIM h.74 FOUR LEGS /



**Vetro 8 / Glass 8**  
**Cat. A / B / C / D / E / O**

90x45x74h  
120x45x74h  
140x45x74h  
160x45x74h  
200x45x74h

**Legno / Wood**  
**Cod. NC / RN / RG / WG**

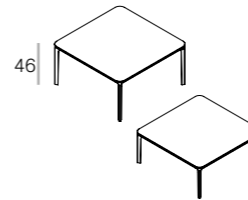
120x45x74h  
200x45x74h

**Ceramica / Ceramic**  
**Cod. CS / CR / CP**

90x45x74h  
120x45x74h  
140x45x74h  
160x45x74h  
200x45x74h

### Tavolini / Coffee tables

#### SLIM h.37-46 SQUARE /



TOP

**Vetro 8 / Glass 8**  
**Cat. A / B / C / D / E / O**

90x90x h 37/46  
120x120x h 37/46  
140x140x h 37/46

TOP

**Legno / Wood**  
**Cod. NC / RN / RG / WG**

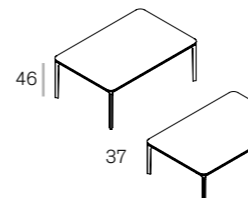
90x90x h 37/46  
140x140x h 37/46

TOP

**Ceramica / Ceramic**  
**Cod. CS / CR / CP**

90x90x h 37/46  
100x100x h 37/46

#### SLIM h.37-46 RECTANGULAR /



**Vetro 8 / Glass 8**

120x80x h 37/46  
140x90x h 37/46  
90x45x h 37/46  
120x45x h 37/46  
140x45x h 37/46  
160x45x h 37/46  
200x45x h 37/46

**Legno / Wood**

120x80x h 37/46  
140x90x h 37/46  
120x45x h 37/46  
200x45x h 37/46

**Ceramica / Ceramic**

90x45x h 37/46  
120x45x h 37/46  
140x45x h 37/46  
160x45x h 37/46  
120x80x h 37/46  
200x45x h 37/46

# CROSS

design: Gianluigi Landoni



Due elementi di ispirazione industriale che si compenetrano in una composizione che ricorda un incrocio ferroviario. Questa è la base progettuale di Cross, un tavolo che rappresenta un punto d'incontro fra i concetti di stabilità e dinamismo, forza e armonia, pensiero e materia.

Two industrial-inspired elements that blend together in a composition that reminds of a railway crossing. This is the basic design idea of Cross, a table that represents a meeting point between the concepts of stability and dynamism, strength and harmony, thought and material.

**tavolo**  
table





Le gambe in metallo laccato possono essere abbinare ad un piano in vetro trasparente, extrachiaro, fumè, acidato, laccato oppure nelle nuove finiture legno.

The lacquered metal legs can be combined with a clear, extraclear, smoked, frosted or lacquered glass top, or with a top in the new wooden finishes.







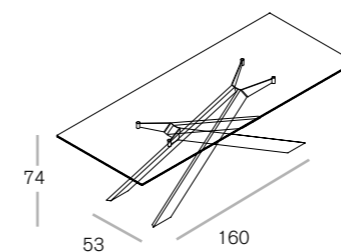
Il piano di forma rettangolare o a botte, nelle finiture laccate, è disponibile anche in versione allungabile. I meccanismi restano nascosti alla vista, mantenendo l'essenziale eleganza dell'insieme.

The rectangular or barrel-shaped top in the lacquered finishes is also available in the extensible version. The extensible mechanisms are hidden in order to maintain the essential elegance of the ensemble.

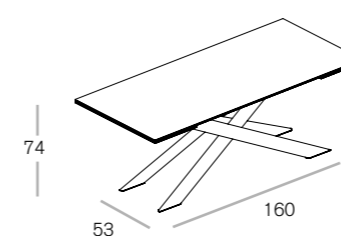
## Modello / Model

### Tavoli / Tables

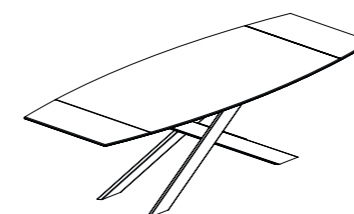
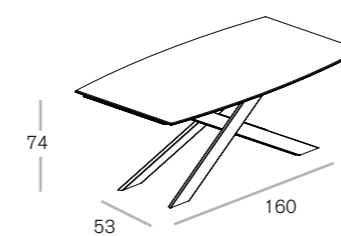
#### CROSS h.74 /



#### CROSS h.74 EXTENSIBLE RECTANGULAR /



#### CROSS h.74 EXTENSIBLE BARREL SHAPED /



### TOP

#### Vetro / Glass

Cod. TRTR / TETE / TTF / TBTB / AEAE

240x106x74h  
250x100x74h  
240x120x74h

#### Vetro / Glass

Cat. A / B / C / D / P / E

Close 200x100x76h  
Open 280x100x76h

#### Vetro / Glass

Cat. A / B / C / D / P / E

Close 200x110x76h  
Open 280x110x76h

### TOP

#### Legno / Wood

Cod. NC / RN / RG / WG

240x120x75h

# LAMBDA

design: Gianluigi Landoni



Lambda è ispirato al dinamismo di una forma in movimento, come il nastro di una ginnasta che volteggia nello spazio disegnando forme morbide e libere. La sua estetica originale si propone di arredare lo spazio giorno con una nota di essenziale armonia.

The table has been inspired by the dynamism of a moving element, like the ribbon of a gymnast that vaults in the air drawing natural and soft shapes. Its original look furnishes the living area with a touch of essential harmony.

**tavolo**  
table









Base in cristalplant: un materiale compatto, resistente, piacevole al tatto ed eco-compatibile. La sua forma sinuosa, sintesi di personalità ed eleganza, ben si coniuga con la leggerezza del top in vetro.



Cristalplant base: an hard, durable and eco-friendly material which is also very pleasant to the touch. Its sinuous shape, synthesis of personality and elegance, perfectly matches with the lightness of the glass top.



Lambda Two bases trova ideale collocazione in spazi ufficio e sale conferenza dove grazie alle sue eleganti e sofisticate forme conferisce un valore aggiunto all'ambiente.

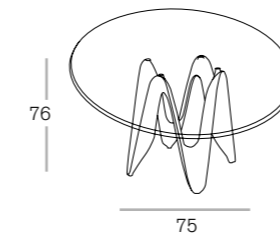
Lambda Two bases ideally fits in the office spaces and in the meeting rooms. Thanks to its elegant and sophisticated shapes it gives an added value to the environment.

## Modello / Model

### Tavoli / Tables

### TOP

#### LAMBDA ROUND h.76 /



Vetro / Glass

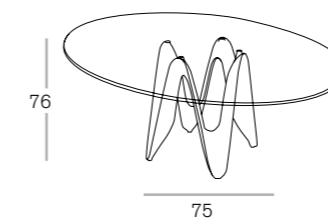
Cod. TRTR / TETE / TTF

Ø 140x76h

Ø 150x76h

Ø 170x76h

#### LAMBDA ELLIPTICAL h.76 /



Vetro / Glass

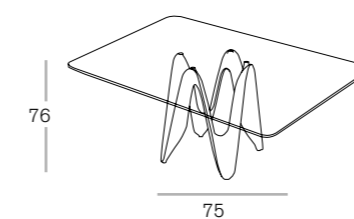
Cod. TRTR / TETE / TTF

180x130x76h

200x110x76h

220x130x76h

#### LAMBDA SQUARE-RECTANGULAR h.76 /



Vetro / Glass

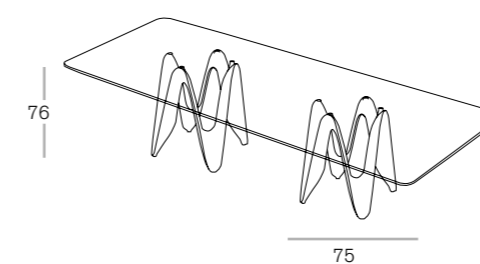
Cod. TRTR / TETE

140x140x76h

200x120x76h

220x120x76h

#### LAMBDA TWO BASES h.76 /




Vetro / Glass

Cod. TRTR / TETE

320x120x76h

# DOGE

design: Studio Sovet



Un tavolo di grandi dimensioni che si presta ad arredare con eleganza spazi direzionali, zone pranzo e living di assoluto pregio. Un intelligente gioco di incastri produce un elemento d'arredo resistente e raffinato.

A large table that furnishes with elegance executive rooms as well as prestigious living and kitchen spaces. A smart interlocking game creates a resistant and refined piece of furniture.

**tavolo**  
table





## Modello / Model

Tavoli / Tables

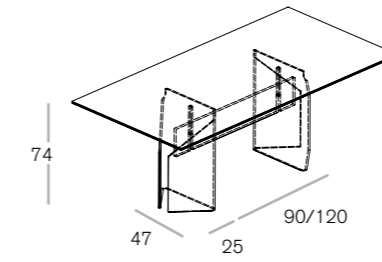
TOP

DOGE h.74 /

Vetro / Glass

Cod. TETE / AEAE

Cat. B / D / Z / P / E



200x100x74h

250x100x74h



La base sapientemente curvata conferisce pregio e ricercatezza al tavolo Doge. L'asse centrale, disponibile in legno o in vetro, appare piacevolmente sospeso.

The glass base wisely bent lends value and preciousness to the Doge table. The central bar available in wood or glass looks like hanging in space.

# PALACE

design: Lievore Altherr Molina



Il tavolo Palace, grazie al suo design inconfondibile, diventa il protagonista assoluto dello spazio giorno: un elemento importante che caratterizza l'intero ambiente.

Palace dining table and its unique design becomes the outright protagonist of the living area: an important element that sets the mood of the whole room.

**tavolo / tavolino**

table / coffee table





Il tavolo si presenta nelle varianti con base in acciaio inox satinato o metallo laccato e piano in vetro laccato o placcato. È inoltre disponibile una versione con top in legno in varie finiture.

The table is available with a mat stainless steel or lacquered metal base and a lacquered or plated top. Wooden top version also available in various finishes.









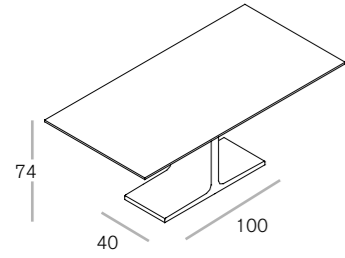
In versione coffee table, Palace si affianca agli altri componenti dell'arredo mantenendo una sua personalità distinta: la base metallica e il top in vetro laccato o placcato spiccano nello spazio circostante e nella mente dell'osservatore come elementi ricercati ed eleganti.

The coffee table version blends perfectly with the rest of the interior decor while maintaining its very special character: the lacquered metal base and the lacquered or plated top add distinct appeal to the interiors and appear to the observers as refined elements.

## Modello / Model

### Tavoli / Tables

PALACE RECTANGULAR h.74 /

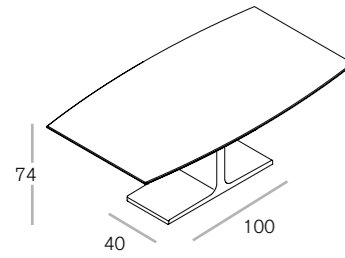


TOP

Vetro / Glass  
Cat. A / C / B / D / E / P

200x100x74h  
250x100x74h  
240x120x74h

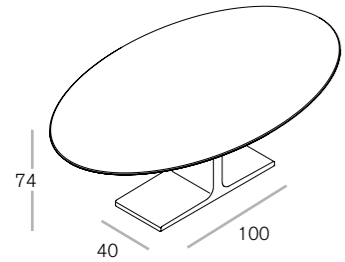
PALACE BARREL SHAPED H.74 /



Vetro / Glass  
Cat. A / C / B / D / E / P

200x110x74h

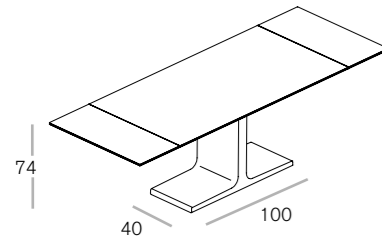
PALACE BARREL SHAPED H.74 /



Vetro / Glass  
Cat. A / C / B / D / E / P

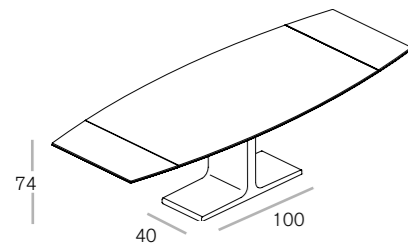
200x110x74h  
220x130x74h

PALACE EXTENSIBLE H.74 /



Vetro / Glass  
Cat. A / B / C / D / E / P

Close 200x100x74h  
Open 280x100x74h

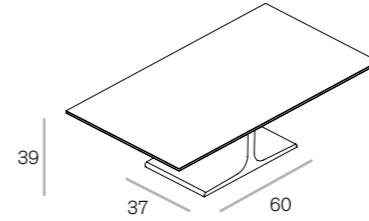


Vetro / Glass  
Cat. A / B / C / D / E / P

Close 200x110x74h  
Open 280x110x74h

### Tavolini / Coffee tables

PALACE RECTANGULAR h.39 /



TOP

Vetro / Glass  
Cat. A / C / B / D / E / P

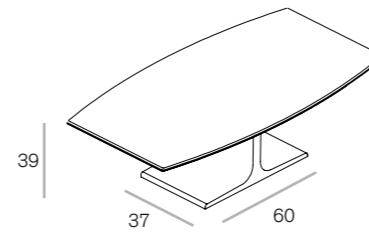
130x70x39h

TOP

Legno / Wood  
Cod. WG

130x70x39h

PALACE BARREL SHAPED h.39 /



Vetro / Glass  
Cat. A / C / B / D / E / P

130x70x39h

# VALENCIA

design: Lievore Altherr Molina



Trasparenza e colore creano inediti effetti in Valencia: il tavolo è disponibile con piano in cristallo trasparente, extrachiaro, laccato o placcato e base a terra laccata o placcata. Un'idea che produce molteplici effetti visivi, aggiungendo una nuova dimensione al design del tavolo.

**tavolo**  
table







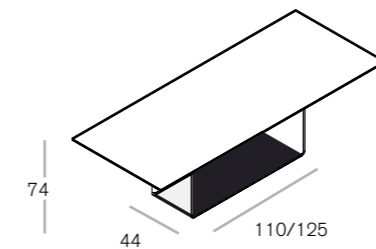
Nella versione allungabile, Valencia può raggiungere con un semplice gesto misure molto ampie pur mantenendo una stabilità ottimale.

In the extensible version Valencia can extend to great dimensions, with a simple movement, while remaining perfectly stable.

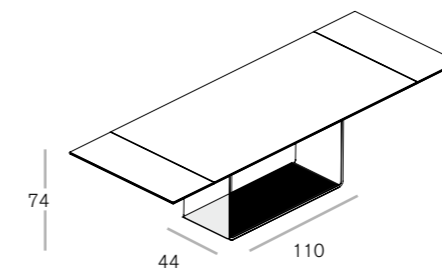
## Modello / Model

### Tavoli / Tables

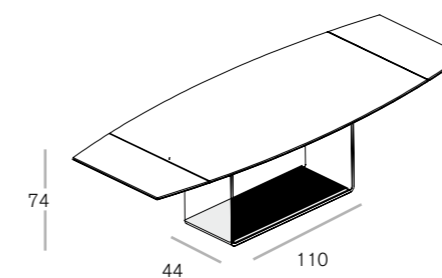
#### VALENCIA RECTANGULAR h.74 /



#### VALENCIA EXTENSIBLE RECTANGULAR h.74 /



#### VALENCIA EXTENSIBLE RECTANGULAR h.74 /



### TOP

#### Vetro / Glass

Cat. A / C / B / D / E / P

Cod. TRTR / TETE

200x100x74h

250x100x74h

#### Finiture parte a terra / Leaning part finishes

Cat. A / C / B / D / Z

#### Vetro / Glass

Cat. A / C / B / D / E / P

Close 170x90x74h

Open 250x90x74h

Close 200x100x74h

Open 280x100x74h

#### Finiture parte a terra / Leaning part finishes

Cat. A / C / B / D / Z

#### Vetro / Glass

Cat. A / C / B / D / E / P

Close 200x110x74h

Open 280x110x74h

#### Finiture parte a terra / Leaning part finishes

Cat. A / C / B / D / Z

# TOTEM

design: Studio Sovet



Una lastra di cristallo e una base in acciaio inox o metallo laccato, compongono un tavolo inconfondibile nella personalità, versatile nell'ambientazione: dallo spazio giorno alla cucina, in sintonia con diversi stili d'arredo e d'architettura.

A sheet of glass and a base in mat stainless steel or lacquered metal make up a table with a distinctive personality and versatility in the setting: from the living area to the kitchen, according to different styles of furniture and architecture.

**tavolo / tavolino**

table / coffee table





La base è disponibile in diverse tonalità, per creare molteplici armonie e contrasti cromatici. Nella versione con top rotondo il piano può essere completato con vassoio girevole "lazy susan".

The base is available in various finishes, to allow the possibility of playing with colour contrasts and coordinations. The round top is also available with "lazy susan" turning dish.





Le nuove finiture legno creano ulteriori possibilità interpretative e d'arredo per i tavoli Totem, in abbinamento alle basi in inox spazzolato o metallo verniciato.

The new wooden finishes together with the lacquered metal or stainless steel bases create further interpretative and furniture possibilities for the Totem table.







Nella versione a due basi si possono realizzare top di grandi dimensioni, fissi oppure allungabili. I meccanismi di estensione rimangono invisibili per mantenere intatta la sua eleganza.

Big dimensions tops are available for the Two bases version, both fixed or extensible. The extensible mechanism remain invisible to keep its elegance intact.





La versione tavolino di Totem viene proposta in varie finiture, misure ed altezze. La scelta delle tonalità e delle dimensioni creano di volta in volta un dinamico impatto visivo.

The version of Totem coffee table is available in a wide variety of finishes, sizes and heights. The choice of shades and dimensions creates each time a dynamic visual impact.



Nelle misure più piccole il tavolo è disponibile con piano in cristallo laccato o hpl per garantire la massima versatilità nell'utilizzo negli spazi domestici come negli ambienti del contract.

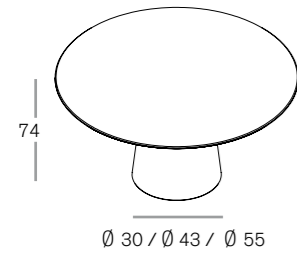
The smaller sizes of the table are available with top in lacquered glass, lacquered metal or hpl, in order to guarantee the maximum versatility both in domestic interiors as in the contract spaces.



## Modello / Model

### Tavoli / Tables

#### TOTEM ROUND h.74 /



#### TOP

**Vetro / Glass**

**Cat.** A / C / B / D / E / P

Ø 62x74h  
Ø 80x74h  
Ø 100x74h  
Ø 120x74h  
Ø 130x74h  
Ø 140x74h  
Ø 150x74h  
Ø 170x74h

#### TOP

**Legno / Wood**

**Cod.** NC / RN / RG / WG

Ø 62x74h  
Ø 90x74h  
Ø 130x74h  
Ø 150x74h  
Ø 180x74h

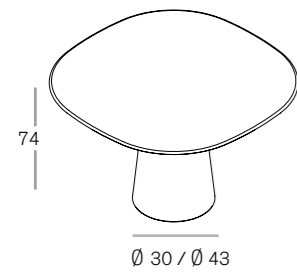
#### TOP

**Hpl / Hpl**

**Cod.** HN / HB

Ø 100x74h  
Ø 130x74h  
Ø 150x74h  
Ø 170x74h

#### TOTEM SHAPED h.74 /



**Vetro / Glass**

**Cat.** A / C / B / D / E / P

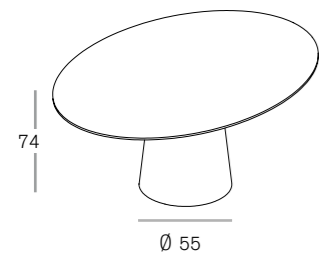
62x62x74h  
80x80x74h  
100x100x74h  
120x120x74h

**Hpl / Hpl**

**Cod.** HN / HB

62x62x74h  
80x80x74h  
100x100x74h

#### TOTEM ELLIPTICAL h.74 /

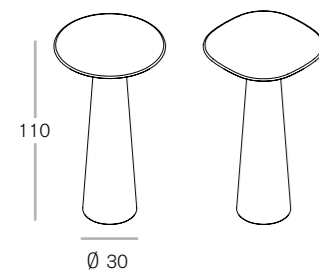


**Vetro / Glass**

**Cat.** A / C / B / D / E / P

180x130x74h  
200x110x74h  
220x130x74h

#### TOTEM h.110 /



**Vetro / Glass**

**Cat.** A / C / B / D / E / P

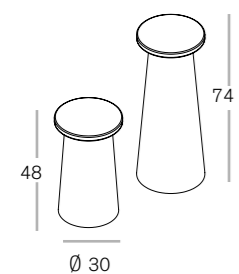
Ø 62x110h

**Hpl / Hpl** solo shaped / only shaped

**Cod.** HN / HB

62x62x110h

#### TOTEM STOOL h.48-74 /

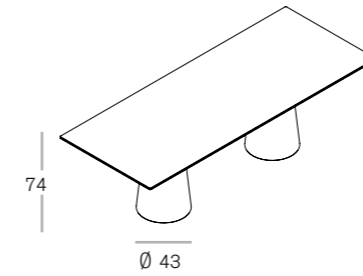


**Ecopelle / Fake Leather**

**Cat.** EP

Ø 30x48h  
Ø 30x74h

#### TOTEM TWO BASES h.74 /

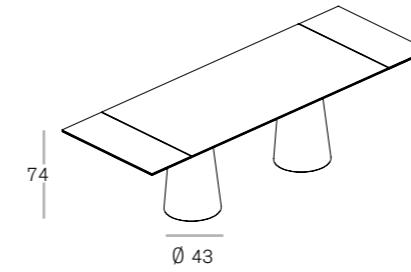


**Vetro / Glass**

**Cat.** A / C / B / D / E / P

200x100x74h  
250x100x74h  
320x90x74h  
320x120x74h

#### TOTEM EXTENSIBLE h.74 /



**Vetro / Glass**

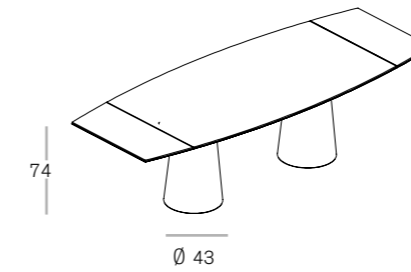
**Cat.** A / C / B / D / E / P

Close 170x90x74h  
Open 250x90x74h

Close 200x100x74h  
Open 280x100x74h

Close 250x100x74h  
Open 330x100x74h

#### TOTEM EXTENSIBLE BARREL SHAPED h.74 /



**Vetro / Glass**

**Cat.** A / C / B / D / E / P

Close 200x110x74h  
Open 280x110x74h

### Tavolini / Coffee table

#### TOP

**Vetro / Glass**

**Cat.** A / B / C / D / E / O

Ø 48x h 35/48  
Ø 62x h 35/48  
Ø 80x h 35/48  
Ø 100x h 35

#### TOP

**Legno / Wood**

**Cod.** NC / RN / RG / WG

Ø 48x h 35/48  
Ø 62x h 35/48  
Ø 90x h 35

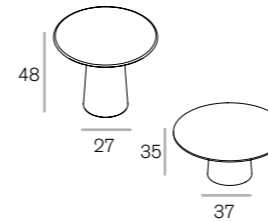
#### TOP

**Hpl / Hpl**

**Cod.** HN / HB

Ø 100x h 35

#### TOTEM h.35-48 ROUND /



**Vetro / Glass**

**Cat.** A / B / C / D / E / O

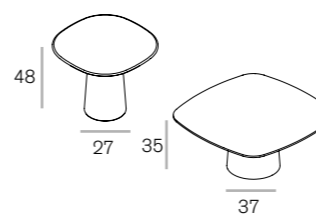
48x48x h 35/48  
62x62x h 35/48  
80x80x h 35/48  
90x90x h 35  
100x100x h 35

**Hpl / Hpl**

**Cod.** HN / HB

62x62x h 35/48  
80x80x h 35/48  
100x100x h 35

#### TOTEM h.35-48 SHAPED /



# FLÛTE

design: Studio Sovet



L'essenzialità e la leggerezza che contraddistinguono il disegno del tavolo Flûte vengono esaltate dalle molteplici finiture disponibili: base in metallo cromato lucido o metallo laccato e top in vetro laccato o hpl.

Essentiality and lightness distinguishing the design of Flûte table are enhanced by various available finishes: base in polished chrome or lacquered metal and top in lacquered glass or hpl.

**tavolo / tavolino**

table / coffee table







La collezione Flûte incontra le sensazioni tattili e visive del legno, generando un senso di calore e leggiadria che gli permette di inserirsi nei più diversi ambienti contemporanei.

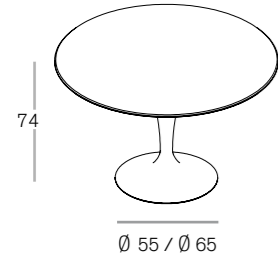
The Flûte collection meets the tactile and visual sensations given by the wood, creating a feeling of warmth and lightness which allows the table to fit in different contemporary environments.



## Modello / Model

### Tavoli / Tables

#### FLÛTE ROUND h.74 /



#### TOP

**Vetro / Glass**  
**Cat.** A / C / B / D / E  
 ø 100x74h  
 ø 120x74h  
 ø 130x74h  
 ø 140x74h  
 ø 150x74h

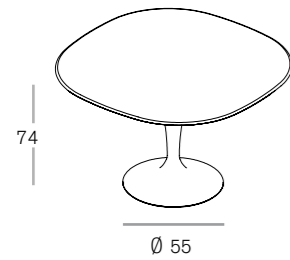
#### TOP

**Legno / Wood**  
**Cod.** NC / RN / RG / WG  
 ø 90x74h  
 ø 130x74h  
 ø 150x74h

#### TOP

**Hpl / Hpl**  
**Cod.** HN / HB  
 ø 100x74h  
 ø 130x74h

#### FLÛTE SHAPED h.74 /



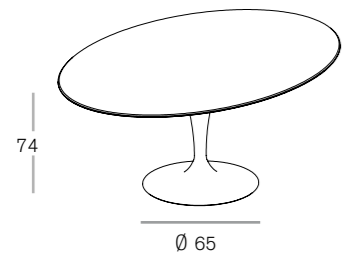
#### Vetro / Glass

**Cat.** A / C / B / D / E  
 100x100x74h  
 120x120x74h

#### Hpl / Hpl

**Cod.** HN / HB  
 100x100x74h

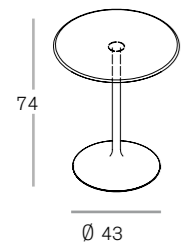
#### FLÛTE ELLIPTICAL h.74 /



#### Vetro / Glass

**Cat.** A / C / B / D / E  
 160x100x74h  
 180x130x74h  
 200x110x74h

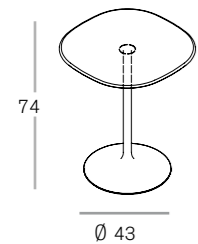
#### FLÛTE BAR ROUND h.74 /



#### Vetro / Glass

**Cat.** A / C / B / D / E / H  
**Cod.** TRTR / TETE / TTF  
 ø 62x74h  
 ø 80x74h

#### FLÛTE BAR SHAPED h.74 /



#### Vetro / Glass

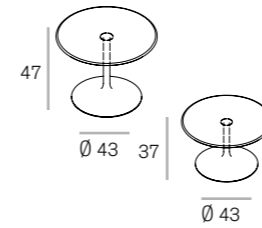
**Cat.** A / C / B / D / E / H  
**Cod.** TRTR / TETE / TTF  
 62x62x74h  
 80x80x74h

#### Hpl / Hpl

**Cod.** HN / HB  
 62x62x74h  
 80x80x74h

### Tavolini / Coffee tables

#### FLÛTE ROUND h.37-47 ROUND /



#### TOP

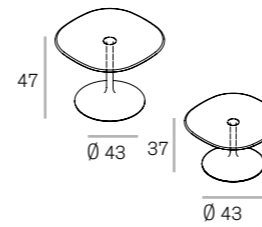
**Vetro / Glass**  
**Cat.** A / B / C / D / E / O  
**Cod.** TRTR / TETE / TTF  
 ø 62x h 37/47  
 ø 80x h 37/47  
 ø 100x h 37

#### TOP

**Legno / Wood**  
**Cod.** NC / RN / RG / WG  
 ø 62 h 37/47  
 ø 90 h 37/47

#### TOP

#### FLÛTE ROUND h.37-47 SHAPED /



#### Vetro / Glass

**Cat.** A / B / C / D / E / O  
**Cod.** TRTR / TETE / TTF  
 62x62x h 37/47  
 80x80x h 37/47

#### Hpl / Hpl

**Cod.** HN / HB  
 62x62x h 37/47  
 80x80x h 37/47



# AIKIDO

design: Studio Sovet



L'essenziale design del tavolo Aikido lo rende protagonista dello spazio e della vita quotidiana grazie al calore e al prestigio dei materiali che lo compongono. La base è singola quando associata al top tondo, ovale o quadrato, oppure doppia per il piano rettangolare, adatto soprattutto a grandi ambienti casa e ufficio.

Aikido is a dining table of essential design which becomes protagonist of daily life and of any space thanks to its warm and prestigious materials. The single base matches with the round, oval or square top while the double base completed by the rectangular top is the ideal solution for big home spaces and meeting rooms.

**tavolo**  
table



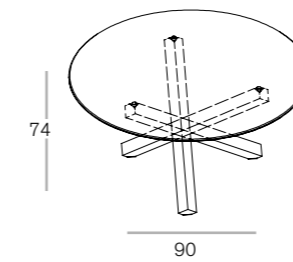




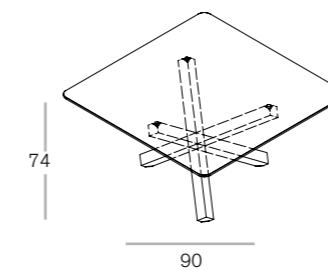
## Modello / Model

### Tavoli / Tables

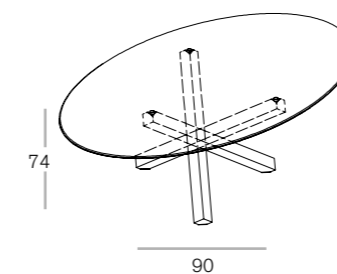
**AIKIDO ROUND h.74 /**



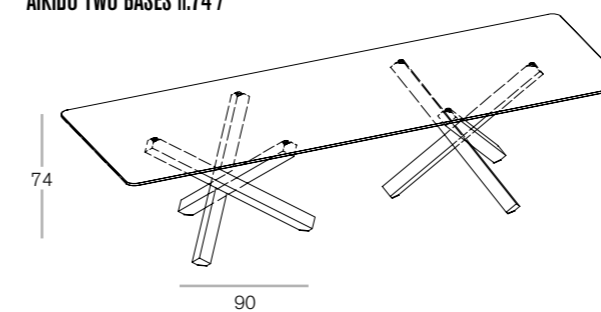
**AIKIDO SQUARE h.74 /**



**AIKIDO ELLIPTICAL h.74 /**



**AIKIDO TWO BASES h.74 /**



### TOP

**Vetro / Glass**

**Cat.** A / C / B / D / E

**Cod.** TRTR / TETE / TTF

Ø 130x74h

Ø 140x74h

Ø 150x74h

Ø 170x74h

**Vetro / Glass**

**Cat.** A / C / B / D

**Cod.** TRTR / TETE

140x140x74h

**Vetro / Glass**

**Cat.** A / C / B / D / E

**Cod.** TRTR / TETE / TTF

180x130x74h

220x130x74h

**Vetro / Glass**

**Cat.** A / C / B / D

**Cod.** TRTR / TETE

320x120x74h

# TORONTO

design: Mara Panizzo




La lastra di cristallo laccato o placcato che costituisce il top del tavolo Toronto è sorretta da una basamento in legno. Le gambe dal particolare profilo a "V" offrono alla vista una dinamica sensazione di leggerezza, mantenendo la solidità e la forte presenza dell'insieme.

**tavolo**  
table

102

TORNA AL MENÙ



103

TORNA AL MENÙ

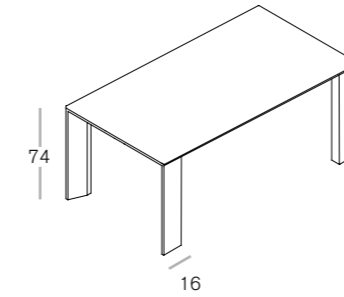




## Modello / Model

### Tavoli / Tables

TORONTO h.74 /



TOP

Vetro / Glass

Cat. A / C / B / D / P / E

200x100x74h

250x100x74h

300x120x74h



Il piano in cristallo è disponibile in diverse tonalità laccate e placcate, così come la struttura e le gambe in legno.

The lacquered or plated top is available in various colours as well as the frame and the wooden legs.

# JEAN

design: Studio Sovet



Piacevolmente essenziale nel design, la serie Jean è composta da top in vetro e quattro gambe in alluminio con profilo triangolare, laccate o impiallacciate in essenza, per unire calore naturale e moderna leggerezza.

With its pleasantly minimalist design, Jean is a four-legged table in aluminium with a triangular profile, lacquer finish or wood veneer, to combine natural warmth and modern lightness.

**tavolo / tavolino**

table / coffee table









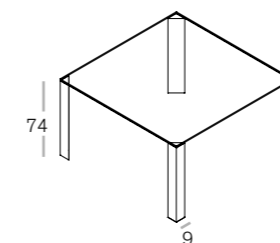
Le piastre in acciaio sono visibili nella versione trasparente, a scomparsa nella versione laccata. Nella versione coffee table si propone in diverse altezze. Disponibile con top quadrato o rettangolare, in diverse finiture.

The steel plates are visible in the clear top version and hidden in the lacquered version. The coffee table is available in different heights with a rectangular or square top, various finishes.

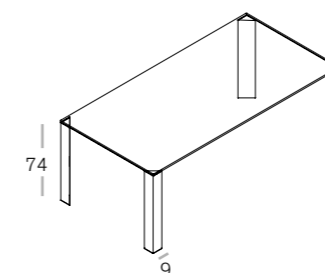
## Modello / Model

### Tavoli / Tables

#### JEAN SQUARE h.74 /



#### JEAN RECTANGULAR h.74 /



### TOP

**Vetro / Glass**  
**Cat.** A / C / B / D / E  
**Cod.** TRTR / TETE / AEAE

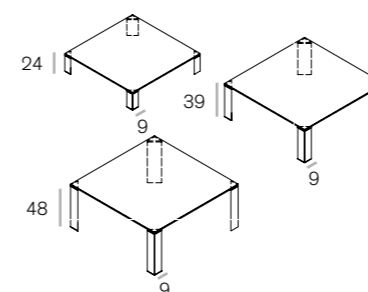
90x90x74h  
 110x110x74h  
 130x130x74h  
 150x150x74h

**Vetro / Glass**  
**Cat.** A / C / B / D / E  
**Cod.** TRTR / TETE / AEAE

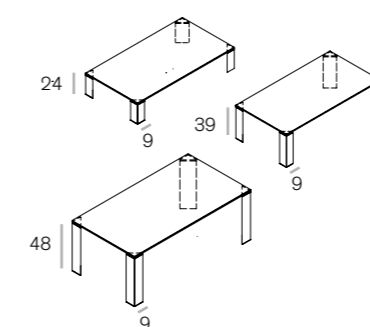
140x80x74h  
 160x90x74h  
 180x90x74h  
 200x100x74h

### Tavolini / Coffee tables

#### JEAN SQUARE h.24 - h.39 - h.48 /



#### JEAN RECTANGULAR h.24 - h.39 - h.48 /



### TOP

**Vetro / Glass**  
**Cat.** A / C / B / D / E  
**Cod.** TRTR / TETE / AEAE

90x90x h 24/39/48  
 110x110x h 24/39/48

**Vetro / Glass**  
**Cat.** A / C / B / D / E  
**Cod.** TRTR / TETE / AEAE

110x60x h 24/39/48  
 130x70x h 24/39/48

# FROG

design: **Lievore Altherr Molina**



La serie Frog è realizzata con un'unica lastra di vetro, sagomata e piegata con sapiente tecnica. Alla purezza del design corrisponde una particolare resistenza e rigidità dell'insieme, grazie alla curvatura di un vetro di grosso spessore.

Frog series is made from a single glass sheet curved and shaped with skillfull technique. The purity of its design belies its exceptional strenght which is achieved through the particular bending of a tick glass sheet.

**tavolo / tavolino**

table / coffee table





Frog è un concetto inconfondibile che assume colori diversi anche nella versione coffee table rettangolare o quadrata, mono o bicolore: dal bianco latte al laccato rosso, alla trasparenza cristallina del vetro extrachiario che produce una sensazione di aerea immaterialità.

Rectangular or square, Frog coffee table makes a bold statement in different colours, mono or two-tones, from milky white to lacquer red and the crystalline transparency of extralight glass that gives a feeling of delicate, ethereal lightness.



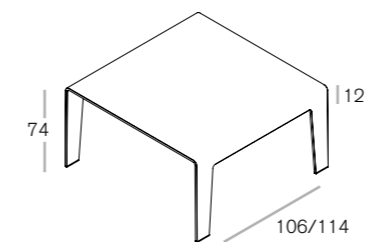




## Modello / Model

### Tavoli / Tables

FROG SQUARE h.74 /



**Vetro / Glass**

**Cat.** A / C / B / D / P

**Cod.** TRTR / TETE

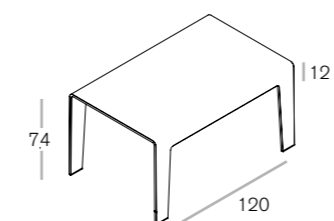
130x130x74h

140x140x74h

**Bicolore / Two Tones**

**Cat.** A / B / C / D

FROG RECTANGULAR h.74 /



**Vetro / Glass**

**Cat.** A / C / B / D / P

**Cod.** TRTR / TETE

144x90x74h

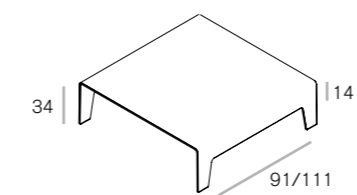
**Bicolore / Two Tones**

**Cat.** A / B / C / D



### Tavolini / Coffee tables

FROG SQUARE h. 34 /



**Vetro / Glass**

**Cat.** A / C / B / D / P

**Cod.** TRTR / TETE

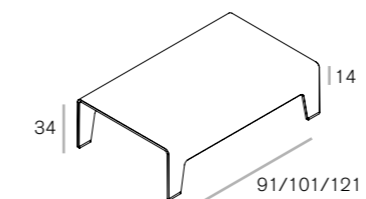
110x110x34h

130x130x34h

**Bicolore / Two Tones**

**Cat.** A / B / C / D

FROG RECTANGULAR h.34 /



**Vetro / Glass**

**Cat.** A / C / B / D / E

**Cod.** TRTR / TETE

110x60x34h

120x72x34h

140x72x34h

**Bicolore / Two Tones**

**Cat.** A / B / C / D

# LIVE

design: Studio Sovet



Live è la sintesi per eccellenza della sinuosità e della leggerezza del cristallo curvato.

Live is the synthesis par excellence of the sinuosity and the lightness of bent glass.

Schede tecniche a pagina 127 / Technical sheets on page 127

**tavolo**  
table



# PARTY

design: Studio Sovet




Party è un tavolo dal design essenziale e senza tempo. Le basi in vetro curvato possono essere posizionate rivolte verso l'esterno oppure verso l'interno, rendendo così possibile la creazione di effetti visivi sempre nuovi.

Party is a table of essential and timeless design. The bases in bent glass can be positioned outward or inward facing, in order to create different visual effects.

**tavolo / tavolino**

table / coffee table

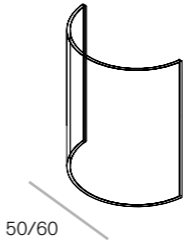
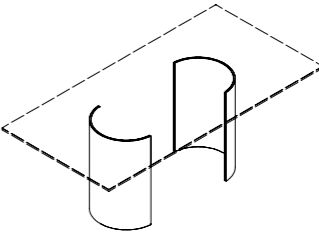
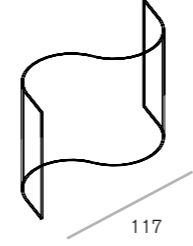
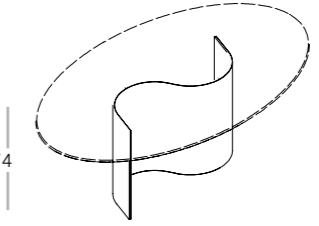
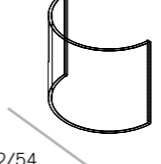
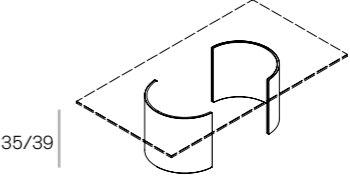




Anche nella versione coffee table, le basi sono disponibili in vetro trasparente, laccato mono o bicolore.

Also in the coffee table version the bases are available in clear, mono or two-tones lacquered glass.

## Modello / Model

	BASE	TOP
<b>PARTY /</b> 	<b>Vetro / Glass</b> Cat. A / B / C / D Cod. TRTR / TETE  <b>Bicolore / Two Tones</b> Cat. A / B / C / D	<b>Vetro / Glass</b> Cat. A / B / C / D / E Cod. TRTR / TETE / AEAE  
<b>LIVE /</b> 	<b>Vetro / Glass</b> Cat. A / B / C / D Cod. TRTR / TETE  <b>Bicolore / Two Tones</b> Cat. A / B / C / D	<b>Vetro / Glass</b> Cat. A / B / C / D / E Cod. TRTR / TETE / AEAE  
<b>PARTY h.35-39 /</b> 	<b>Vetro / Glass</b> Cat. A / B / C / D Cod. TRTR / TETE  <b>Bicolore / Two Tones</b> Cat. A / B / C / D	<b>Vetro / Glass</b> Cat. A / B / C / D / E Cod. TRTR / TETE / AEAE  


Vedere il listino per le misure consigliate dei top per le varie tipologie di basi. Qualora la misura cercata non fosse presente si possono richiedere piani su misura.

Please refer to the price list to see matching tops for the different types of bases. Special dimensions can be asked in case the required size is not available.



# BRIDGE

design: Studio Sovet



La serie Bridge introduce nello spazio giorno, con immediata semplicità, il fascino e il prestigio del cristallo trasparente. In versione extrachiara per una perfetta trasparenza, oppure in diverse ed eleganti finiture laccate.


Bridge line introduces the charm and luxury of clear glass into the living area with plain simplicity. In the extralight version for perfect transparency or in different and elegant lacquer finishes.

**tavolo / tavolino / console**

table / coffee table / console








Bridge è disponibile anche con cassetto in legno e può anche essere completato da un ripiano in vetro.

Bridge is available also with a wooden drawer and can be also completed by a glass shelf.



Sono molteplici le possibilità di Trix:  
un poliedrico elemento d'arredo  
utilizzabile singolarmente o in composizioni  
multiple. Disponibile in cristallo trasparente  
laccato in vari colori oppure anche con  
verniciatura bicolore su un unico lato, un  
procedimento esclusivo Sovet.

Many possibilities for Trix: a polyhedric  
piece of furniture that can be used  
individually or in multiple compositions.  
Available in clear or lacquered glass in  
various colours or also with two-tones  
painting on one single side, a Sovet  
exclusive technique.





La scrivania Bridge-Order è ottenuta tramite la curvatura di un'unica lastra di cristallo. Pratica, semplice ed elegante, si presta a molteplici accostamenti esprimendo una sintesi ideale di estetica e tecnologia.

Through a glass bending process, Bridge-Order writing desk is made up from one single glass sheet. Practical, simple and elegant, it lends itself to multiple combinations expressing an ideal blend of aesthetics and technology.





Leggera e importante allo stesso tempo, Bridge-Hall è una console realizzata con un'unica lastra di vetro di forte spessore, curvata alle estremità. Disponibile anche nella versione con ripiano o con cassetto.

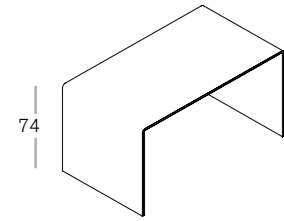
Lightweight yet at the same time eye-catching, Bridge-Hall is a console made with a single, ultra-thick glass sheet, bent at the ends. Available also with a glass shelf or with a wooden drawer.



## Modello / Model

### Tavoli / Tables

#### BRIDGE h.74 /



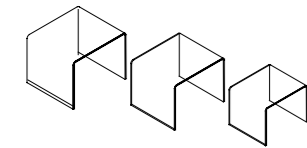
**Vetro / Glass**  
**Cat.** A / B / C / D  
**Cod.** TRTR / TETE

125x70x74h  
138x78x74h

**Bicolore / Two Tones**  
**Cat.** A / B / C / D

### Tavolini / Coffee tables

#### BRIDGE TRIX /

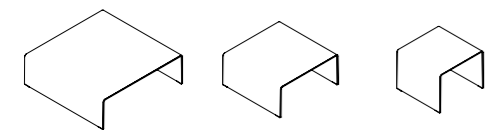


**Vetro / Glass**  
**Cat.** A / B / C / D / P  
**Cod.** TRTR / TETE

56x49x43h  
48x44x39h  
40x40x35h

**Bicolore / Two Tones**  
**Cat.** A / B / C / D

#### BRIDGE SQUARE /

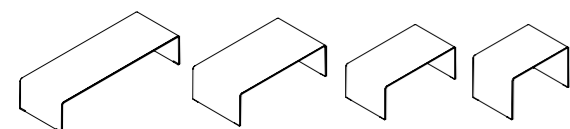


**Vetro / Glass**  
**Cat.** A / B / C / D / P  
**Cod.** TRTR / TETE

60x60x46h  
80x80x36h  
110x110x36h

**Bicolore / Two Tones**  
**Cat.** A / B / C / D

#### BRIDGE RECTANGULAR /



**Vetro / Glass**  
**Cat.** A / B / C / D / P  
**Cod.** TRTR / TETE

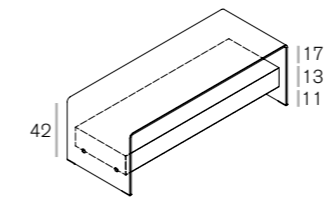
72x50x45h  
90x50x36h  
90x60x46h  
110x60x36h  
110x70x46h

**Vetro / Glass**  
**Cat.** A / B / C / D / P  
**Cod.** TRTR / TETE

130x70x36h  
130x53x42h  
110x55x23h  
150x53x32h  
150x70x47h

**Bicolore / Two Tones**  
**Cat.** A / B / C / D

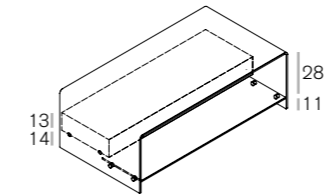
#### BRIDGE with drawer /



**Vetro / Glass**  
**Cod.** TRTR / TETE

125x50x42h

#### BRIDGE with drawer and shelf /

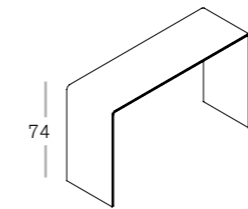


**Vetro / Glass**  
**Cod.** TRTR / TETE

125x68x42h

### Console / Console

#### BRIDGE /

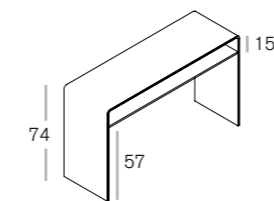


**Vetro / Glass**  
**Cat.** A / B / C / D / P  
**Cod.** TRTR / TETE

100x33x74h  
125x41x74h

**Bicolore / Two Tones**  
**Cat.** A / B / C / D

#### BRIDGE /

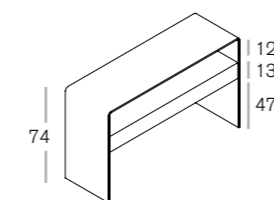


**Vetro / Glass**  
**Cat.** A / B / C / D / P  
**Cod.** TRTR / TETE

100x33x74h  
125x41x74h

**Bicolore / Two Tones**  
**Cat.** A / B / C / D

#### BRIDGE /



**Vetro / Glass**  
**Cat.** A / B / C / D  
**Cod.** TRTR / TETE

125x41x74h  
125x41x86h

**Bicolore / Two Tones**  
**Cat.** A / B / C / D

# CRICKET

design: Gianluigi Landoni



Un elegante vetro curvo sagomato accoglie una cassettera stilizzata e funzionale, disponibile in varie finiture.

An elegant shaped bent glass welcomes a stylized and functional drawer, available in different finishes.

**console**  
console



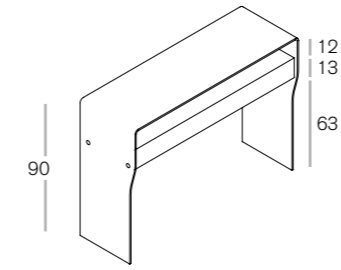




## Modello / Model

### Console / Console

CRICKET /



Vetro / Glass

Cat. A / C / B / D

Cod. TRTR / TETE

125x42X90h

Bicolore / Two Tones

Cat. A / B / C / D

# NIDO

design: Lievore Altherr Molina



Il vetro curvato e il tubolare cromato si uniscono in un'unica forma liberamente accostabile nello spazio e nei colori. Il tavolino Nido è un'idea che dà vita a soluzioni sempre diverse.

Curved glass and chrome tubing are joined together to create a single form that easily blends with any space and colour. Nido coffee table always introduces a bright new note in the space.

**tavolino / console**  
coffee table / console







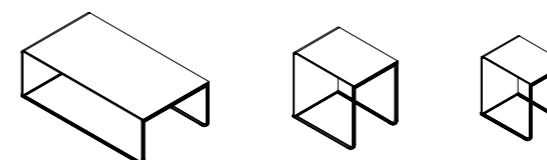
Nella versione console Nido diventa un elemento in grado di completare e caratterizzare con leggerezza ed eleganza qualsiasi ambiente.

In the console version Nido becomes an element which is able to add a special touch of elegance and lightness to any room.

## Modello / Model

### Tavolini / Coffee tables

NIDO /



Vetro / Glass

Cat. A / C / B / D / P

Cod. TRTR / TETE

45x33x46h

55x40x52h

110x60x36h

110x60x30h

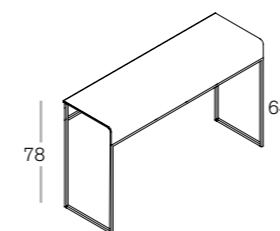
130x69x36h

Bicolore / Two Tones

Cat. A / B / C / D

### Console / Console

NIDO /



Vetro / Glass

Cat. A / C / B / D / P

130x40x78h

# RING

design: Gianluigi Landoni





Le figure impossibili di Escher ispirano un tavolino che fonda la sua unicità in una base che racchiude in sé l'armonia di quelle forme.

Escher's impossible figures inspire a coffee table that finds its uniqueness on a base that contains the harmony of those shapes.

**tavolino**  
coffee table





Un'unica lastra di metallo curvata si piega dando forma a un anello che cresce, si evolve e si sviluppa in due direzioni, nonché due punti d'appoggio per la lastra di vetro che completa il tavolino.

A single bent metal sheet folds creating a ring that grows, evolves and develops in two directions, which are at the same time two points of support for the glass that completes the coffee table.



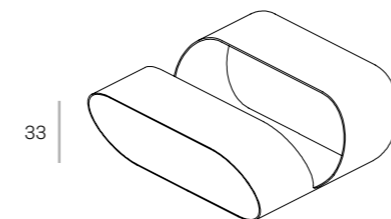
La nuova finitura del top in vetro fumé arricchisce di eleganza questo complemento unico nel suo design e stile.

The new smoky finish of the glass top enriches with elegance this model unique for its design and style.

## Modello / Model

### Tavolini / Coffee tables

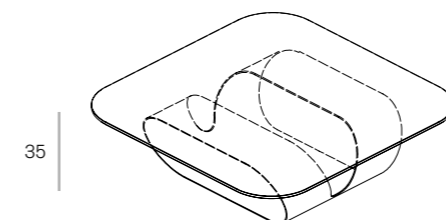
#### RING Base /



**Metallo / Metal**  
Cod. GB / GT / GC / GN

80x78x33h

#### RING /



**Vetro / Glass**  
Cod. TETE / TTF / AEAE

115x115x35h

# HUG

design: Massimo Zaniboni e Paola Bonazzi



Un tavolino composto da forme semplici che si inseguono in un loop fluido, ripiegandosi armoniosamente su sé stesse.

Hug coffee table is represented by simple shapes running one after the other in a fluid loop, harmoniously retreating into themselves.

**tavolino**  
coffee table



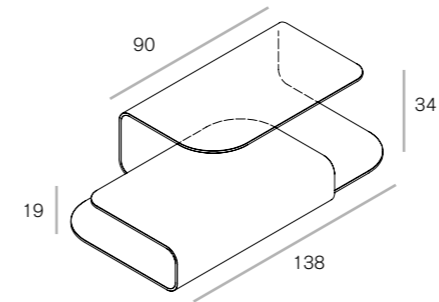




## Modello / Model

### Tavolini / Coffee tables

HUG /




Vetro / Glass

Cod. TETE

Finiture Base / Base finishes

Cod. B / D / Z / P

138x72x34h



La sovrapposizione delle superfici offre diversi livelli d'appoggio ed un effetto ottico di forma infinita.

The overlapping surfaces offer different support levels and an optical effect of infinite-shaping.

# TAKY

design: Studio Sovet



Tavolino in vetro curvo trasparente, trasparente extrachiaro, placcato o laccato mono o bicolore, varie finiture.

Bent glass coffee table. Available in different versions: clear, extralight, plated or laquered mono or two tones, various finishes.

**tavolino**  
coffee table

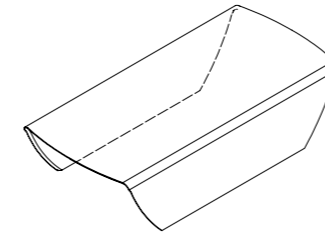




## Modello / Model

Tavolini / Coffee tables

TAKY /



Vetro / Glass

Cat. A / C / B / D / P

Cod. TRTR / TETE

118x56x30h

140x56x30h

Bicolore / Two Tones

Cat. A / B / C / D



# RUBINO

design: Guido Porcellato



Rubino è un gioiello di eleganza ma anche di tecnica: la curvatura estrema della lastra di vetro che caratterizza il suo design, è realizzata con un procedimento esclusivo che gli conferisce una sensazione di immateriale sospensione.

Rubino is a jewel of elegance and manufacturing technique: the glass sweeping curve which is its distinguishing design feature, is achieved through an exclusive process which gives a feeling of floating lightness.

**tavolino**  
coffee table

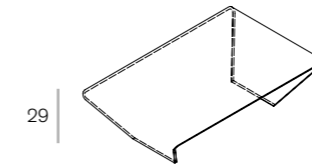




## Modello / Model

### Tavolini / Coffee tables

#### RUBINO RECTANGULAR /



Vetro / Glass

Cat. A / C / B / D / P

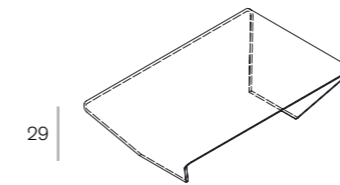
Cod. TRTR / TETE

110x70x29h

Bicolore / Two Tones

Cat. A / B / C / D

#### RUBINO RECTANGULAR /



Vetro / Glass

Cat. A / C / B / D / P

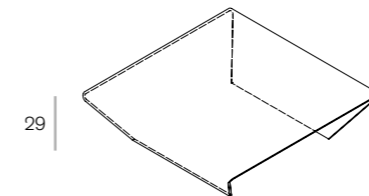
Cod. TRTR / TETE

110x90x29h

Bicolore / Two Tones

Cat. A / B / C / D

#### RUBINO SQUARE /



Vetro / Glass

Cat. A / C / B / D / P

Cod. TRTR / TETE

110x110x29h

Bicolore / Two Tones

Cat. A / B / C / D

# SPIDER

design: **Lievore Altherr Molina**



Spider è un tavolino composto da un'unica lastra di cristallo, sapientemente tagliata e curvata: una presenza gradevolmente originale nello spazio giorno.

Spider is a coffee table made up with a single sheet of glass, artfully cut and bent: a pleasingly original presence in the living area.







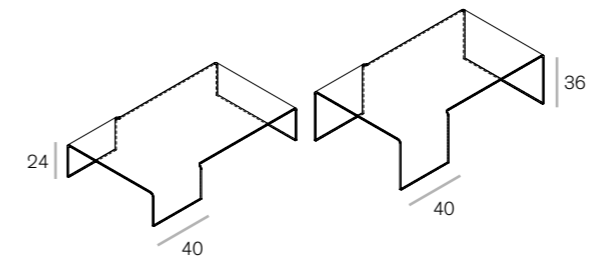
Le numerose finiture disponibili lo rendono adatto a qualsiasi ambiente. Discreto e luminoso nella versione trasparente o fortemente caratterizzante nelle versioni laccate o placcate.

The large range of available finishes makes it perfect for any space. Discreet and bright in the clear version or of a great visual impact in the lacquered and plated versions.

## Modello / Model

### Tavolini / Coffee tables

#### SPIDER RECTANGULAR h.24-36 /

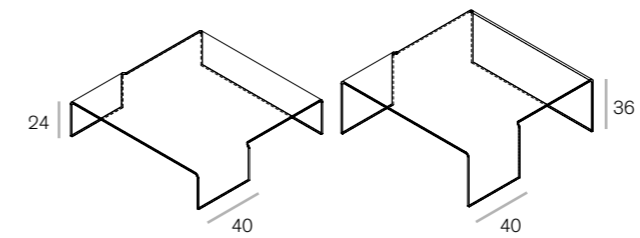


Vetro / Glass  
Cat. A / C / B / D / P  
Cod. TRTR / TETE

122x72x h 24/36

Bicolore / Two Tones  
Cat. A / B / C / D

#### SPIDER SQUARE h.24-36 /



Vetro / Glass  
Cat. A / C / B / D / P  
Cod. TRTR / TETE

100x100x h 24/36

Bicolore / Two Tones  
Cat. A / B / C / D

# 3 FEET

design: Gianluigi Landoni



3 Feet è una collezione di tavolini esagonali, disponibili in diverse altezze, che donano alla casa un vivace tocco di originalità.

3 Feet is a collection of hexagonal coffee tables, available in different heights, able to give to the house a sprightly touch of originality.

**tavolino**  
coffee table







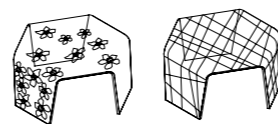
L'ampia gamma di tonalità e i motivi a strisce o floreali rendono il tavolino 3 Feet un elemento allegro e versatile che si adatta a qualunque ambiente.

The wide variety of shades and the flower or stripe pattern makes 3 Feet coffee table a bright and versatile element that fits in any space.

## Modello / Model

### Tavolini / Coffee tables

3 FEET h.33 /



Vetro / Glass

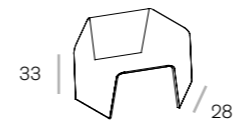
Cat. A / C / B / D

Cod. TRTR / TETE

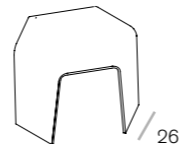
62x62x33h

Bicolore / Two Tones

Cat. A / B / C / D



3 FEET h.48 /



Vetro / Glass

Cat. A / C / B / D

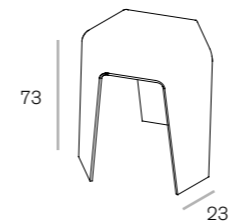
Cod. TRTR / TETE

62x62x48h

Bicolore / Two Tones

Cat. A / B / C / D

3 FEET h.73 /



Vetro / Glass

Cat. A / C / B / D

Cod. TRTR / TETE

62x62x73h

Bicolore / Two Tones

Cat. A / B / C / D

# SHELL

design: Lievore Altherr Molina



Shell è un tavolino creato da una lastra di cristallo di grosso spessore, sagomata armoniosamente e curvata con tecnologie esclusive. Shell permette di appoggiare e allo stesso tempo esporre, gli oggetti più diversi con uno stile speciale.

Shell is a coffee table created by a thick sheet of glass, symmetrically shaped and bent with exclusive technologies. Shell supports and, at the same time, displays the most diverse objects with a special style.

**tavolino**  
coffee table

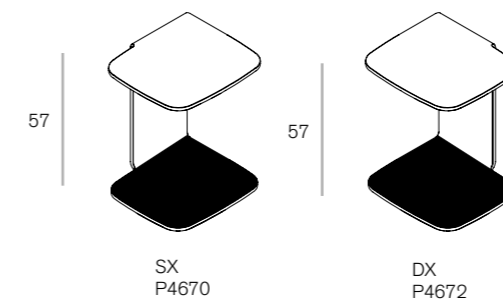




## Modello / Model

### Tavolini / Coffee tables

SHELL /



SX  
P4670

DX  
P4672

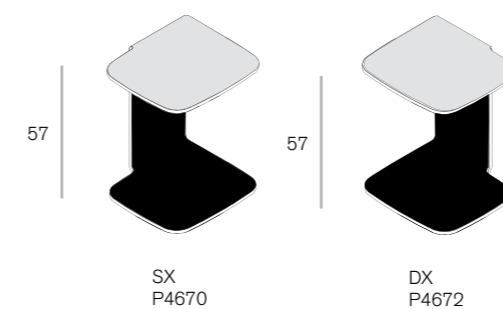
Vetro / Glass  
Cod. TRTR / TETE

Finiture base / Base finishes

Vetro / Glass  
Cat. A / C / B / D / Z

48x48x57h

SHELL /



SX  
P4670

DX  
P4672

Vetro / Glass  
Cat. B / D / Z

Bicolore / Two Tones  
Cat. B / D / Z

48x48x57h

# SWAN

design: Liove Altherr Molina



Swan è un originale mobile multifunzione: realizzato con un'unica lastra di vetro curvato, si integra perfettamente con altri elementi d'arredo contemporaneo.

Swan is an original multipurpose occasional table. Made of a single sheet of curved glass, it provides an attractive addition to any modern decor.

**tavolino**  
coffee table





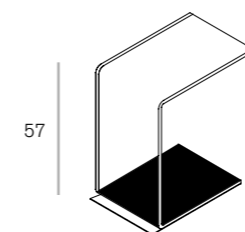
Una trasparenza che tende a scomparire nello spazio, oppure un brillante e inedito accostamento di colori: Swan è una scelta intonata ad ogni carattere.

A delicate transparency that seems to disappear into the air, or a brilliant and original combination of colours: Swan harmonises with any personality.

## Modello / Model

### Tavolini / Coffee tables

SWAN /



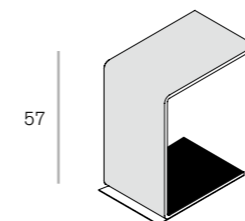
Vetro / Glass  
Cod. TRTR / TETE

Finiture base / Base finishes

Vetro / Glass  
Cat. A / B / C / D / Z

48x32x57h

SWAN /



Vetro / Glass  
Cat. A / B / C / D / E

48x32x57h

Bicolore / Two tones  
Vetro / Glass  
Cat. A / C / B / D



# TULIP

design: Guido Porcellato



Tulip è progettato per offrire una stabile e sicura superficie di appoggio nella zona relax, arricchendo lo spazio circostante con il suo raffinato design.

Tulip is designed to offer a stable and safe support surface in lounge areas, adding value to the whole space with its chic design.

**tavolino**  
coffee table



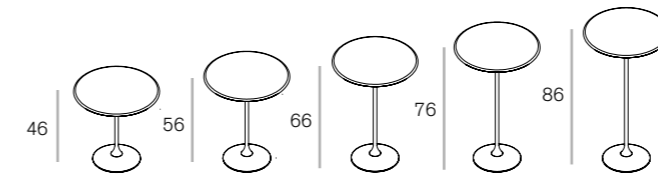




## Modello / Model

### Tavolini / Coffee tables

#### TULIP ROUND /



#### TOP

##### Vetro / Glass

Cat. A / C / B / D / E / F / H / O

Cod. TRTR / TETE / AEAE

Ø 48x46h  
 Ø 62x46h  
 Ø 48x56h  
 Ø 62x56h  
 Ø 48x66h  
 Ø 48x76h  
 Ø 48x86h

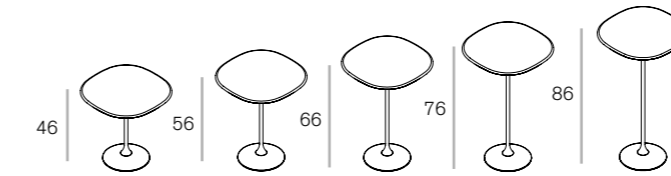
#### TOP

##### Legno / Wood

Cod. NC / RN / RG / WG

Ø 48x46h  
 Ø 62x46h  
 Ø 48x56h  
 Ø 62x56h  
 Ø 48x66h  
 Ø 48x76h  
 Ø 48x86h

#### TULIP SHAPED /



##### Vetro / Glass

Cat. A / C / B / D / E / F / H / O

Cod. TRTR / TETE / AEAE

48x48x46h  
 62x62x46h  
 48x48x56h  
 62x62x56h  
 48x48x66h  
 48x48x76h  
 48x48x86h

# GENIUS

design: Gianluigi Landoni



Questa originale e versatile serie di tavolini è proposta in diverse forme, misure e finiture. Ideale come lamp/coffee table, affianca con personalità vivace ogni tipo di seduta.

This original and versatile series of coffee tables is available in different shapes, sizes and finishes. Ideal as lamp/coffee table, it perfectly matches with any kind of seat, thanks to its lively personality.

**tavolino**  
coffee table

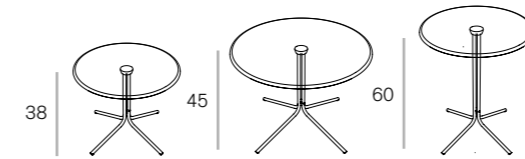




## Modello / Model

### Tavolini / Coffee tables

#### GENIUS ROUND /



#### TOP

#### Vetro / Glass

Cat. A / C / B / D / E / F  
/ H / O

Cod. TRTR / TETE / AEAE

Ø 48x38h  
Ø 62x38h  
Ø 48x45h  
Ø 62x45h  
Ø 48x60h  
Ø 62x60h

#### TOP

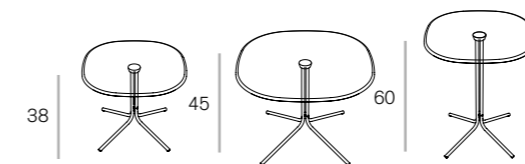
#### Legno / Wood

Cod. NC / RN / RG / WG

Ø 48x38h  
Ø 62x38h  
Ø 48x45h  
Ø 62x45h  
Ø 48x60h  
Ø 62x60h

#### TOP

#### GENIUS SHAPED /



#### Vetro / Glass

Cat. A / C / B / D / E / F  
/ H / O

Cod. TRTR / TETE / AEAE

48x48x38h  
62x62x38h  
48x48x45h  
62x62x45h  
48x48x60h  
62x62x60h

#### Hpl / Hpl

Cod. HB / HN

Ø 62x62x38h  
Ø 62x62x45h  
Ø 62x62x60h

# DOX

design: Gianluigi Landoni



Il "raccoltore" per eccellenza prende forma e diviene un portariviste vero e proprio. Le linee pulite e regolari danno vita a un complemento d'arredo essenziale, ironico e funzionale.


The "holder" par excellence takes shape and becomes a real magazine rack. The regular and clean lines create an essential, ironic and versatile furnishing accessory.

**porta riviste**  
magazine rack



# ZETA

design: Gianluigi Landoni



Purezza e minimalismo sono le chiavi di lettura di un prodotto che unisce semplicità e funzionalità. Un'unica lastra di cristallo sapientemente curvata crea un complemento che funge al tempo stesso da portariviste e pratico tavolino.

Pureness and minimalism are the reading keys of this object that joins simplicity and functionality. A single sheet of glass artfully cut creates an accessory that serves as a magazine rack and as a practical coffee table at the same time.

**tavolino / porta riviste**  
coffee table / magazine rack





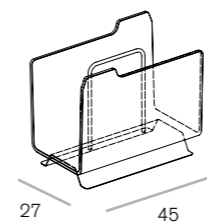
Trasparente e discreto, Zeta è un elemento funzionale che si adatta perfettamente a qualsiasi ambiente.

Transparent and discreet, Zeta is a functional element that fits perfectly in any room.

## Modello / Model

### Complementi / Accessories

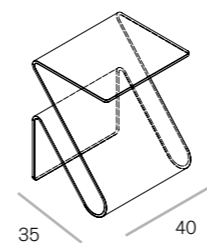
DOX /



Vetro / Glass  
Cod. TETE

45x27x38h

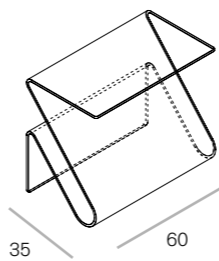
ZETA /



Vetro / Glass  
Cat. B  
Cod. TETE / TTF

35x40x50h

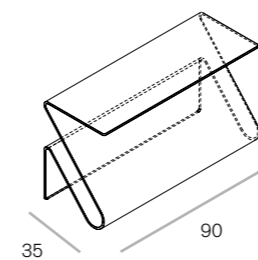
ZETA /



Vetro / Glass  
Cat. B  
Cod. TETE / TTF

35x60x50h

ZETA /



Vetro / Glass  
Cat. B  
Cod. TETE / TTF

35x90x50h



# TOBY

design: Lievore Altherr Molina



La purezza delle linee del porta-tv Toby sono esaltate dalla curvatura di unica lastra in cristallo. Quattro ruote invisibili sotto la base mantengono lineare il disegno di questo oggetto rendendolo però funzionale.

The pure design of Toby tv-stand is enhanced by the bending of a single glass sheet. The 4 wheels perfectly invisible underneath the base keep unaltered the linear design of this object but conferring an extreme functionality.

**tavolino / porta TV**  
coffee table / TV stand

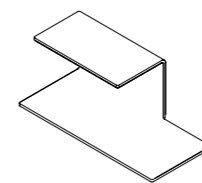




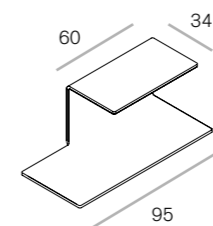
## Modello / Model

### Complementi / Accessories

TOBY /



Top lato sinistro  
P5717



Top lato destro  
P5715

Vetro / Glass  
Cod. A / B / C / D

95x42x40h

# DELPHI

design: Studio Sovet



Delphi è una libreria modulare in vetro che, grazie a ripiani di forma trapezoidale di misure diverse, crea un sinuoso effetto "onda".

Delphi is a glass modular bookcase that creates a sinuous "wave" effect through its trapezoid-shaped shelves of different sizes.

**libreria**  
bookcase







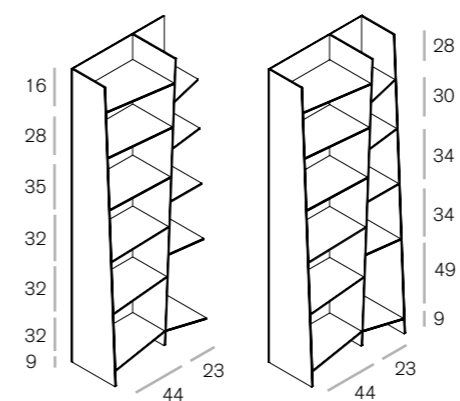
La possibilità di accostare diversi elementi senza che sia visibile il doppio fianco, consente di creare composizioni omogenee che arredano con disinvoltura ed eleganza il living come lo studio.

The possibility of placing open-side elements next to end parts, allows to create homogeneous compositions which easily and smartly furnish living spaces as well as studios.

## Modello / Model

### Complementi / Accessories

#### DELPHI /



P6830

P6832

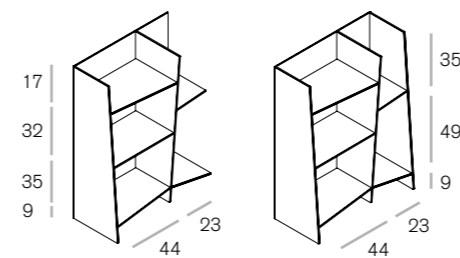
Vetro / Glass  
Cod. TETE

Finiture schiena / Back finishes

Vetro / Glass  
Cat. B / D / Z

69x33x190h  
70x33x190h

#### DELPHI /



P6840

P6842

Vetro / Glass  
Cod. TETE

Finiture schiena / Back finishes

Vetro / Glass  
Cat. B / D / Z

69x33x96h  
70x33x96h

# OLYMPIA

design: Studio Sovet



Olympia è un versatile complemento d'arredo, progettato per completare l'arredo dello spazio giorno o di qualsiasi altro ambiente: come espositore, libreria o porta cd.

Olympia is a versatile accessory, designed to complete to the décor of the living area or any other space, as a display unit, bookcase or cd rack.

**libreria**  
bookcase

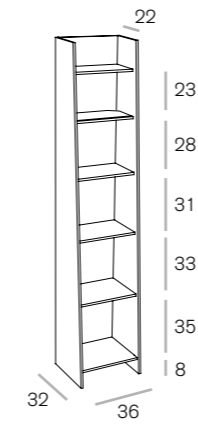




## Modello / Model

### Complementi / Accessories

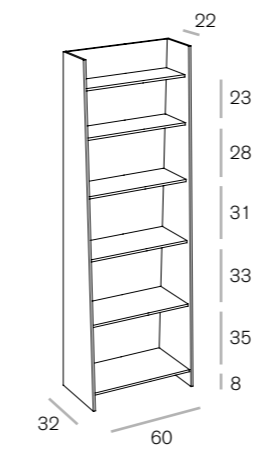
#### OLYMPIA /



Vetro / Glass  
Cod. TRTR / TETE

36x32x180h

#### OLYMPIA /



Vetro / Glass  
Cod. TRTR / TETE

60x32x180h

# HORIZON

design: Studio Sovet



Lo specchio Horizon è incorniciato da un telaio in alluminio, caratterizzato da una sottile modanatura sul bordo. La superficie riflettente è disponibile con un'acidatura che disegna un orizzonte visivo, giocando con la luce e le proporzioni. Le diverse dimensioni disponibili e l'attacco a parete orientabile consentono di creare diverse situazioni e composizioni.

Mirror Horizon is bordered by an aluminum frame, characterized by a thin moulding at the edge. The reflective surface is also available with a frosted finish that draws an horizon line, playing with light and proportions. The different available sizes and the wall swivel fixing allow to create different situations and compositions.

**specchio**  
mirror










La cornice è proposta in due profondità ed in quattro finiture laccate (caffè, creta, bianco e nero), abbinabili a specchi con finitura argento, fumè o bronzo. Una molteplicità che si presta a dare vita a svariate soluzioni, ampliando gli orizzonti d'arredo dello spazio domestico o collettivo.

The frame is available in two depths and in four lacquered finishes (coffee, clay, white and black), to be combined with mirrors with silver, smoked or bronzed finish. A variety that lends itself to give rise to various solutions, expanding the horizons of the furnishing of the home and of the public space.

## Modello / Model

### Specchiere / Mirrors

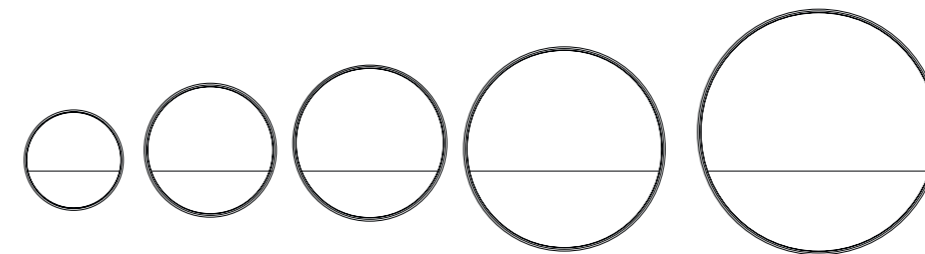
#### HORIZON /



#### Specchio / Mirror Cat. SESP / SFSP / SBSP

∅ 45x27  
∅ 60x11  
∅ 70x11  
∅ 90x11  
∅ 110x11

#### HORIZON LINEAR /



#### Specchio / Mirror Cat. SEAC / SFAC / SBAC

∅ 45x27  
∅ 60x11  
∅ 70x11  
∅ 90x11  
∅ 110x11

# MIIR

design: Studio Sovet




Miir è uno specchio che diventa quadro, disegnando inedite prospettive nello spazio. La cornice in alluminio, fortemente caratterizzante, si presenta con diverse finiture. La superficie riflettente è tagliata graficamente da una porzione retrolaccata e può essere illuminata da una sorgente a led per creare un'ulteriore suggestione visiva.

Miir is a mirror that becomes like a picture, drawing new perspectives in the space. The aluminum frame, very distinctive itself, can have different finishes. The reflective surface is graphically cut by a back-lacquered portion and can be illuminated by a LED source to create an additional visual suggestion.

**specchio**  
mirror





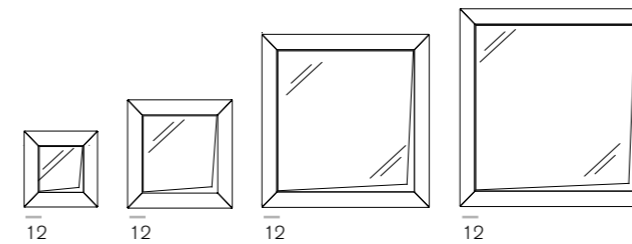
Quadrato o rettangolare, a parete o da appoggio, Miir si presta a qualsiasi ambientazione, con una personalità che non passa mai inosservata.

Square or rectangular, for wall hanging or free standing, Miir adapts to any setting, with a personality that never goes unnoticed.

## Modello / Model

### Specchiere / Mirrors

#### MIIR SQUARE /



#### Vetro / Glass

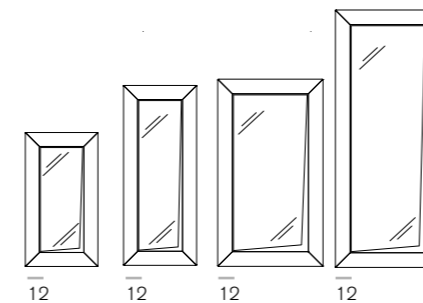
Cat. A / B / C / D /  
E / O / P / STSA / STSP

90x90  
120x120  
140x140

#### Finitura Centrale / Central finish

Cod. TEB1 / TER1 / TEMP /  
TEC2 / TEC1 / TEN1

#### MIIR RECTANGULAR /



#### Vetro / Glass

Cat. A / B / C / D /  
E / O / P / STSA / STSP

120x65  
160x65  
160x90  
220x90

#### Finitura Centrale / Central finish

Cod. TEB1 / TER1 / TEMP /  
TEC2 / TEC1 / TEN1

Disponibile nella versione con luce a led / Available with led lighting

# DENVER

design: Guido Porcellato



Una serie di specchi, disponibili in versione orizzontale e verticale, completamente riflettenti oppure con cornice laccata, decorata o satinata. Le loro imponenti dimensioni caratterizzano e allo stesso tempo amplificano lo spazio.

A range of mirrors available in horizontal and vertical versions, with edge-to-edge mirror surfaces or with a lacquered, decorated or frosted frame. The bold dimensions of these mirrors personalize and expand the space at the same time.

**specchio**  
mirror






La versione più grande misura ben 2.4x2.2 metri. Un pannello leggero in alluminio accoglie la retroilluminazione con luci a led.

The biggest version goes up to 2.4 by 2.2 mt. A light aluminium panel welcomes the led back lighting.



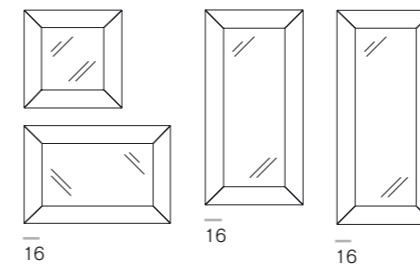




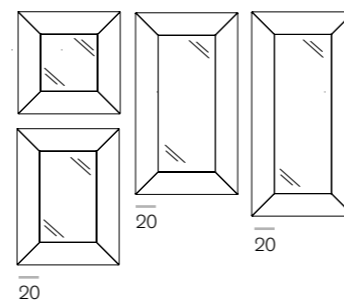
## Modello / Model

### Specchiere / Mirrors

#### DENVER /



#### DENVER /



#### Vetro / Glass

**Cat.** A / B / C / D /  
E / F / G / O / P / STSA / STSP

90x90  
120x120  
120x90  
160x90  
180x90  
220x90

#### Vetro / Glass

**Cat.** A / B / C / D /  
E / F / G / O / P / STSA / STSP


100x100  
150x100  
220x100  
250x100  
240x220

Disponibile nella versione con luce a led / Available with led lighting



# BOSTON

design: Studio Sovet



Boston è una specchiera da parete che riflette una approfondita ricerca di semplicità e bellezza. La laccatura del bordo, in diversi colori, è applicata sul retro del cristallo: questo la rende ancora più brillante alla vista.

Boston is a wall mirror that reflects an in-depht search of simplicity and beauty. The lacquer finish of the frame, in various colours, is applied to the back of the glass for an even shiner appearance.

**specchio**  
mirror






Disponibile in diverse dimensioni, fino a 200 cm di altezza, Boston aggiunge luminosità, profondità e inedite prospettive in qualsiasi spazio: piccolo o grande. La trasparenza del cristallo, il colore della laccatura e la superficie dello specchio creano molteplici effetti visivi.

Available in various sizes, up to 200 cm in height, Boston adds luminosity, depth and unusual perspectives to any area, whether small or large. The transparency of the glass, the colour of the lacquering and the surface of the mirror create myriad visual effects.

## Modello / Model

### Specchiere / Mirrors

#### BOSTON /




#### Specchio / Mirror

Cod. SPSP / SFSP / SBSP

75x55  
80x80  
90x65  
120x65  
160x65  
200x85

#### BOSTON /



#### Vetro / Glass

Cat. A / B / C / D / STSA / SFAC / SBAC

75x55  
80x80  
90x65  
120x65  
160x65  
200x85

# VERTIGO

design: Gianluigi Landoni



La particolare incisione dello specchio Vertigo ne fa un oggetto scenografico in grado di donare un tocco di originalità alla stanza. Disponibile in varie dimensioni e anche con retroilluminazione a led.

The special engraving of the mirror Vertigo makes it a scenographic object able to give a touch of originality to the room. Available in various sizes and also with led lighting on the back.

**specchio**  
mirror



# ENDLESS

design: Studio Sovet



Semplice e funzionale la specchiera Endless è arricchita da un'incisione circolare che gli conferisce una particolare eleganza. Disponibile in varie dimensioni e anche con retroilluminazione a led.

Simple and functional the Endless mirror is decorated with a circular engraving which gives it a particular elegance. Available in various sizes and also with led lighting on the back.

**specchio**  
mirror



# SEGMENT

design: Gianluigi Landoni



Segment è una specchiera da parete con bordo segmentato inciso di grande impatto visivo adatta ad ogni ambiente. Disponibile in varie forme e dimensioni e anche con retroilluminazione a led.

Segment is a wall mirror with engraved segments with great visual impact, suitable for any room. Available in various sizes and also with led lighting on the back.

**specchio**  
mirror

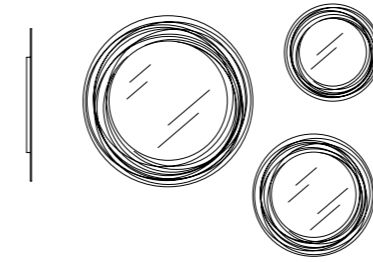




## Modello / Model

### Specchiere / Mirrors

#### VERTIGO /




Disponibile nella versione con luce a led / Available with led lighting

#### Specchio / Mirror

Ø 80  
Ø 100  
Ø 140

#### ENDLESS /

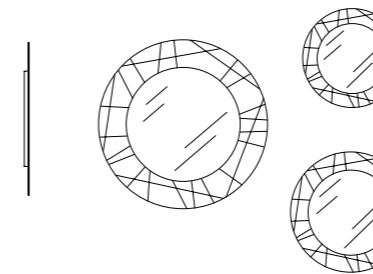


Disponibile nella versione con luce a led / Available with led lighting

#### Specchio / Mirror

Ø 80  
Ø 100  
Ø 140

#### SEGMENT ROUND /




Disponibile nella versione con luce a led / Available with led lighting

#### Specchio / Mirror

Ø 80  
Ø 100  
Ø 140

#### SEGMENT RECTANGULAR /




#### Specchio / Mirror

80x80  
90x65  
120x65  
160x65  
200x85

# LEGO

design: Studio Sovet



Lego è una specchiera sagomata dal disegno originale e vivace, adatta ad arredare con fascino e personalità tanto la zona giorno quanto la zona notte. Grazie alla particolare forma dentata, e al pannello girevole di cui dispone, accostandone due o più pezzi si possono creare infinite combinazioni e molteplici giochi di riflessi.

Lego is a shaped mirror of original and bright design. It furnishes with charm and personality both the day and the night area. The particular interlocking shape and the rotating back panel allow to create infinite combinations and reflections game just placing two or more pieces side by side.

**specchio**  
mirror



# GOCCE DI RUGIADA

design: Gianluigi Landoni



Gocce di rugiada è una nuova collezione di specchi dalle linee morbide che richiamano nella forma tante gocce d'acqua che lentamente scivolano da una foglia d'autunno. Le loro forme essenziali si traducono in una completa versatilità di ambientazione e ne fanno un oggetto scenografico, ricco di fascino e personalità. Gli specchi possono essere ruotati di 360°.

Gocce di rugiada is a new collection of soft lines mirrors whose shape reminds lots of water drops gliding from autumn leaves. Their simple shapes make them completely versatile in any setting and a scenographical element, rich in fascination and personality. Mirrors have a particular panel on the back that allows a 360° rotation.


**specchio**  
mirror





# ICE ROCK

design: Gianluigi Landoni



Ice Rock è uno specchio essenziale ed universale che rende più profondi, luminosi ed affascinanti gli ambienti domestici e contract. È uno specchio capace di dare vita a geometrie in costante mutamento grazie al pannello ruotabile di 360°.


Ice Rock is an essential and universal mirror that adds more depth, light and charme to home areas and contract spaces. It's a mirror able to create new shapes thanks to its 360°-rotating panel that allows continuous changes.

**specchio**  
mirror



# FIORDIVETRO

design: Studio Sovet



Fiordivetro è una nuova specchiera dalle linee morbide che richiamano nella forma i petali di un fiore appena sbocciato. Il suo disegno avvolgente e armonioso gli consente di arredare ogni stanza con gusto e originalità. Lo specchio è dotato di un particolare pannello di sostegno che gli consente una rotazione a 360°.

Fiordivetro is a new soft lines mirror whose shape reminds the petals of a just blossomed flower. Its harmonious and fascinating design allows to furnish any room, with taste and originality. The mirror has a particular panel on the back that allows a 360° rotation.

**specchio**  
mirror



# WAVE

design: Studio Sovet



La specchiera Wave ha una cornice in cristallo curvato e laccato in diverse tonalità ed è disponibile anche nella versione retroilluminata a led.

Grazie alle molteplici possibilità cromatiche lo specchio diventa un puro e semplice strumento per arredare, completare, personalizzare lo spazio.

Wave mirror has a bent and lacquered glass frame, various finishes, and it is available also with led lighting on the back.

Thanks to the wide variety of chromatic possibilities the mirror becomes a pure and simple element to furnish, complete and customize space.

**specchio**

mirror



# TEMIRA

design: Lievore Altherr Molina



Uno specchio da camera che si richiama a forme classiche: nella stretta forma ovale della superficie riflettente e nel solido disegno della base, disponibile in versione bianca, caffè o inox. Nonostante le misure importanti, Temira trova una collocazione ottimale in qualsiasi ambiente pubblico e privato: in uno spazio notte domestico, come in un'elegante boutique.

A bedroom mirror of classic design: a narrow, oval mirror set on a sturdy base, available in white, mocha or stainless steel. Despite its significant size, Temira will be an highly attractive addition to any public or private setting, both in domestic bedrooms or in elegant boutiques.

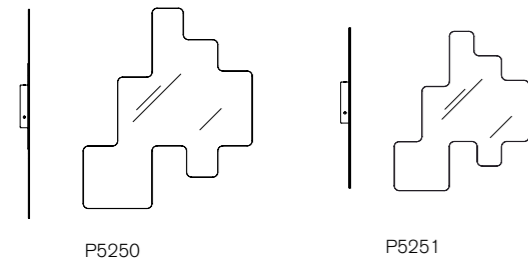
**specchio**  
mirror



## Modello / Model

### Specchiere / Mirrors


#### LEGO /



#### Specchio / Mirror

83x98  
66x78

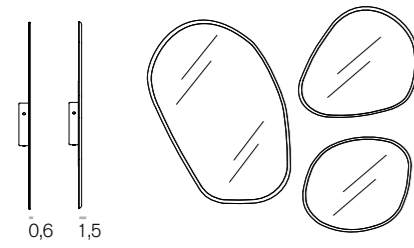
#### FIORDIVETRO /



#### Specchio / Mirror

120x128

#### GOCCE DI RUGIADA /



#### Specchio / Mirror Sp. 6-15 / 6-15 Th.

46x50  
59x52  
87x58

#### WAVE /

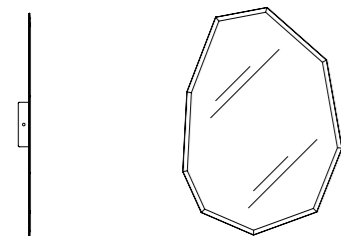


#### Specchio / Mirror

∅ 100

Disponibile nella versione con luce a led / Available with led lighting

#### ICE ROCK /



#### Specchio / Mirror

100x70  
120x84

#### TEMIRA /



#### Specchio / Mirror

43/40x182h  
43/40x182h

# FLÛTE GIREVOLE

design: Studio Sovet



Flûte girevole è una sedia che si adatta a molteplici ambienti, sia nella casa che nell'ufficio. È disponibile con struttura in metallo cromato o laccato.

La comoda scocca con braccioli è in polipropilene bianco o nero. Il cuscino della seduta è rivestito in ecopelle, finitura bianco o nero.

Flûte is a swivel chair that is ideal for different places such as home and office.

It is available with polished chrome or laquered metal structure. The comfortable seat with arms is in white or black polypropylene. The cushion is covered in fake-leather, black or white finish.

**sedia**  
chair



# GLOVE

design: Studio Sovet



Glove girevole rappresenta un complemento ideale per i tavoli della collezione Sovet: nella sala da pranzo come nello spazio giorno. La struttura è disponibile in metallo cromato o laccato bianco. La seduta è caratterizzata dal sottile profilo della scocca rivestita in cuoio, pelle "fiore" o ecopelle disponibile in varie finiture, anche trapuntate.

**sedia**  
chair



# SILLA

design: Lievore Altherr Molina



Silla è una seduta caratterizzata dalla struttura in metallo cromato lucido e dalla scocca rivestita in cuoio, pelle fiore o ecopelle, con diverse finiture. Disponibile con o senza braccioli, nella versione con base a slitta oppure 4 gambe.

Silla is a seat with a polished chrome frame and a shell covered in hard leather, soft leather or fake leather, various finishes. Available with or without arms, with sled base or 4 legs version.

**sedia**  
chair







# BUGATTI

design: Lievore Altherr Molina




Bugatti ha tutte le qualità per essere un'autentica protagonista dello spazio relax. Il soffice spessore del cuscino imbottito, contrasta elegantemente con le linee sottili della struttura e della scocca.

Bugatti has all the qualities for becoming a real star in the lounge area. The soft plumpness of the padded cushion smartly contrasts the sleek lines of the frame and the shell.

**poltroncina**  
armchair





L'ampia e allo stesso tempo leggera struttura in acciaio inox lucido o metallo laccato, sostiene una confortevole seduta rivestita in pelle fiore o ecopelle, disponibile in diverse tonalità.

The large and at the same time lightweight frame in polished stainless steel or lacquered metal supports the comfortable seat covered in grain leather or fake leather, available in different colours.

## Modello / Model

### Sedie / Chairs

#### FLÛTE GIREVOLE /



Polipropilene / Polypropilene

Cat. J

61x50x82h

Finiture seduta / Seat finishes

Cat. E01 / E04

#### FLÛTE /

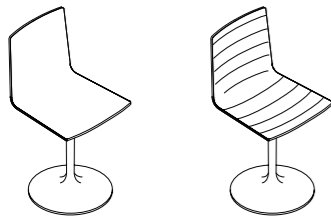


Polipropilene / Polypropilene

Cat. J

61x50x82h

#### GLOVE GIREVOLE /



Cuoio / Leather

Cat. CU

Ecopelle / Fake leather

Cat. EP

Pelle fiore / Soft leather

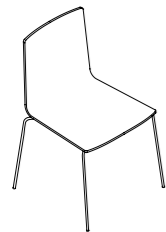
Cat. PF

56x47x82h

56x47x82h

56x47x82h

#### GLOVE /



Cuoio / Leather

Cat. CU

Ecopelle / Fake leather

Cat. EP

Pelle fiore / Soft leather

Cat. PF

50x55x80h

50x55x80h

50x55x80h

#### SILLA /



Cuoio / Leather

Cat. CU

48x50x81h

Ecopelle / Fake leather

Cat. EP

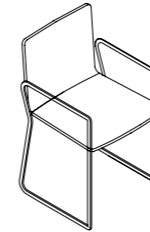
48x50x81h

Pelle fiore / Soft leather

Cat. PF

48x50x81h

#### SILLA WITH ARMS /



Cuoio / Leather

Cat. CU

54x50x81h

Ecopelle / Fake leather

Cat. EP

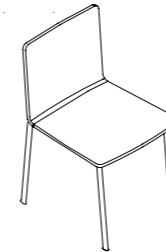
54x50x81h

Pelle fiore / Soft leather

Cat. PF

54x50x81h

#### SILLA 4 LEGS /



Cuoio / Leather

Cat. CU

48x50x81h

Ecopelle / Fake leather

Cat. EP

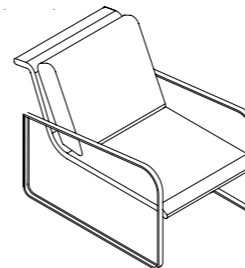
48x50x81h

Pelle fiore / Soft leather

Cat. PF

48x50x81h

#### BUGATTI /



Ecopelle / Fake leather

Cat. EP

95x63x64h

Pelle fiore / Soft leather

Cat. PF

95x63x64h

# COLORI E MANUTENZIONE

## COLOURS AND MAINTENANCE



Le laccature utilizzate non presentano problemi di durata: è sufficiente evitare graffi e urti contro oggetti particolarmente duri e spigolosi. La tonalità dei campioni proposti è indicativa e non va per tanto intesa in senso restrittivo, può infatti differire leggermente in conformità ai margini di tolleranza riconosciuti per i materiali impiegati.

Il vetro laccato può essere pulito solo con acqua oppure con un detergente neutro. Evitare l'uso di abrasivi, acidi o reagenti chimici.

The lacquer used for our items is extremely durable as long as you avoid scratching it or bumping particularly hard/sharp object against it. The shade of the samples is only indicative and has not to be taken as restrictive. It can in fact slightly differ in conformity to the tolerances recognized for the materials used. Lacquered glass can be easily cleaned with water only or with a mild detergent. Do not use abrasive materials, acids or harsh chemicals.

FINITURE VETRI  
GLASS FINISHES



COD. TRTR  
TRASPARENTE  
CLEAR



COD. TETE  
EXTRACHIARO  
EXTRALIGHT



AEAE  
ACIDATO  
FROSTED



TFTF  
VETRO FUMÉ  
SMOKED GLASS



TBTB  
VETRO BRONZO  
BRONZED GLASS

CAT. A

Vetro laccato / Lacquered glass



COD. TRB2  
ACQUAMARINA  
AQUAMARINE



COD. TRC1  
CAFFÈ  
MOCHA



COD. TRN1  
NERO  
BLACK



COD. TRN2  
ANTRACITE  
ANTHRACITE



COD. TRR1  
ROSSO  
RED



COD. TRMP  
MELANZANA  
PASTELLO  
PASTEL AUBERGINE

CAT. B

Vetro laccato TE  
Lacquered TE glass



COD. TEA1  
AVORIO  
IVORY



COD. TEB1  
BIANCO LATTE  
MILKY WHITE



COD. TEC2  
CRETA  
CLAY



COD. TER2  
ARANCIONE  
ORANGE



COD. TER3  
FUCSIA  
PINK



COD. TEV1  
VERDE FLUO  
GREEN FLUO

CAT. C

Vetro laccato metallizzato bicolore  
Metallized two-tones lacquered glass



COD. TRM1  
ORO  
GOLD



COD. TRM2  
ALLUMINIO  
ALUMINIUM



COD. TRM3  
MELANZANA  
AUBERGINE

CAT. D

Vetro laccato metallizzato bicolore TE /  
Metallized two-tones lacquered TE glass



COD. TEM4  
ORO EXTRACHIARO  
EXTRALIGHT GOLD



COD. TEM5  
ALLUMINIO  
EXTRACHIARO  
EXTRALIGHT  
ALUMINIUM



COD. TES1  
CHAMPAGNE  
CHAMPAGNE

CAT. E

Vetro TE acidato e laccato  
Lacquered frosted TE glass



COD. AEA1  
AVORIO ACIDATO  
FROSTED IVORY



COD. AEB1  
BIANCO ACIDATO  
FROSTED WHITE



COD. AEC1  
CAFFÈ ACIDATO  
FROSTED MOCHA



COD. AEC2  
CRETA ACIDATO  
FROSTED CLAY


VETRI CON FINITURE SPECIALI E SPECCHI  
GLASS WITH SPECIAL FINISHES AND MIRRORS




COD. SPSP  
SPECCHIO  
MIRROR



COD. SESP  
SPECCHIO  
EXTRACHIARO  
EXTRALIGHT  
MIRROR




COD. SBSP  
SPECCHIO BRONZO  
BRONZED MIRROR



COD. SFSP  
SPECCHIO FUMÉ  
SMOKED MIRROR

CAT. H



COD. D1TE  
DECORO FIORI-  
EXTRACHIARO  
FLOWER PATTERN-  
EXTRALIGHT

CAT. F


Vetro laccato TE decorato  
Decorated lacquered TE glass



COD. D1B1  
DECORO FIORI-  
BIANCO  
FLOWER PATTERN-  
WHITE




COD. D1C2  
DECORO FIORI-  
CRETA  
FLOWER PATTERN-  
CLAY




COD. D1N1  
DECORO FIORI-  
NERO  
FLOWER PATTERN-  
BLACK

CAT. G

Specchio decorato  
Decorated mirror




COD. D1SE  
DECORO FIORI-  
SPECCHIO  
FLOWER PATTERN-  
MIRROR




COD. D2SE  
DECORO CERCHI-  
SPECCHIO  
CIRCLE PATTERN-  
MIRROR

CAT. P

Vetro TE placcato  
Plated TE glass



COD. TEYO  
FOGLIA ORO  
GOLD LEAF



COD. TEYA  
FOGLIA ARGENTO  
SILVER LEAF



COD. TEYR  
FOGLIA RAME  
COPPER LEAF

CAT. O

Vetro Circles  
Circles Glass



COD. O1SE  
SPECCHIATO  
MIRRORED



COD. O1M3  
TINTA MELANZANA  
LACQUERED  
AUBERGINE



COD. O1S1  
TINTA CHAMPAGNE  
LACQUERED  
CHAMPAGNE

CAT. Z

Vetro TE laccato con finitura categoria A  
TE glass lacquered with finishes category A



COD. TEC1  
CAFFÈ  
MOCHA



COD. TEN1  
NERO  
BLACK



COD. TEN2  
ANTRACITE  
ANTHRACITE



COD. TER1  
ROSSO  
RED



COD. TEM3  
MELANZANA  
AUBERGINE



COD. TEMP  
MELANZANA PASTELLO  
PASTEL AUBERGINE

## LAMINATI E LEGNO LAMINATES AND WOOD

### HPL HIGH PRESSURE LAMINATE



**COD. HB**  
BIANCO - BORDO NERO  
WHITE - BLACK EDGE



**COD. HN**  
NERO  
BLACK




**COD. H4**  
BIANCO - BORDO BIANCO  
WHITE - WHITE EDGE


### CERAMICA CERAMIC



**COD. CS**  
CERAMICA SALE  
SALE CERAMIC




**COD. CR**  
CERAMICA ROCCIA  
ROCCIA CERAMIC



**COD. CP**  
CERAMICA PIOMBO  
PIOMBO CERAMIC

### LEGNO WOOD




**COD. NC**  
NOCE CANALETTO  
CANALETTO  
WALNUT



**COD. LB**  
BIANCO LUCIDO  
POLISHED WHITE



**COD. BI**  
ROVERE TINTO BIANCO  
PORO APERTO OAK  
STAINED WHITE OPE-  
NED PORES




**COD. ZN**  
ZEBRATO NERO  
BLACK WITH WHITE  
STRIPES




**COD. CL**  
CILIEGIO  
CHERRY WOOD




**COD. NO**  
NOCE  
WALNUT WOOD



**COD. RN**  
ROVERE NATURALE  
NATURAL OAK




**COD. RG**  
ROVERE TINTO  
GRIGIO  
GREY LACQUERED  
OAK




**COD. WG**  
ROVERE TINTO WENGÈ  
OAK STAINED WENGÈ




**COD. WF**  
FRASSINO TINTO  
WENGÈ  
ASH STAINED  
WENGÈ




**COD. RF**  
FRASSINO TINTO  
ROVERE  
ASH STAINED OAK



**COD. R5**  
ROVERE NATURALE  
TAGLIO SEGA  
NATURAL OAK SAW  
CUT



**COD. R6**  
ROVERE TINTO  
GRIGIO TAGLIO SEGA  
GREY LACQUERED  
OAK SAW CUT



**COD. R7**  
ROVERE TINTO WENGÈ  
TAGLIO SEGA  
WENGÈ LACQUERED  
OAK SAW CUT

284

TORNA AL MENÙ

## METALLI E COMPOSITI METALS AND COMPOSITS

### ALLUMINIO ALUMINIUM



**COD. OA**  
ALLUMINIO ANODIZZATO  
ANODIZED ALUMINIUM

### CRISTALPLANT



**COD. CB**  
BIANCO  
WHITE

### ALLUMINIO E METALLO LACCATO ALUMINIUM AND LACQUERED METAL



**COD. FC**  
CAFFÈ  
MOCHA



**COD. FB**  
BIANCO  
WHITE



**COD. FA**  
ALLUMINIO  
ALUMINIUM



**COD. FN**  
NERO  
BLACK




**COD. FV**  
AVORIO  
IVORY




**COD. FT**  
CRETA  
CLAY




**COD. GB**  
BIANCO GOFFRATO  
EMBOSSSED WHITE



**COD. GT**  
CRETA GOFFRATO  
EMBOSSSED CLAY



**COD. GC**  
CAFFÈ GOFFRATO  
EMBOSSSED MOCHA




**COD. GN**  
NERO GOFFRATO  
EMBOSSSED BLACK

### ACCIAIO INOX STAINLESS STEEL



**COD. IX**  
INOX SPAZZOLATO  
MAT STAINLESS STEEL



**COD. IL**  
INOX LUCIDO  
POLISHED STAINLESS STEEL

### CROMO CHROME



**COD. LC**  
CROMO LUCIDO  
POLISHED CHROME

285

TORNA AL MENÙ

PELLE FIORE, ECOPELLE E CUIOIO  
SOFT LEATHER, FAKE LEATHER AND LEATHER

CAT. PF

Pelle fiore  
Soft leather




COD. P50  
BIANCO  
WHITE



COD. P51  
PANNA  
OFF-WHITE



COD. P52  
ROSSO  
RED




COD. P53  
NERO  
BLACK



COD. P54  
CAFFÈ  
MOCHA

CAT. EP

Ecopelle  
Fake leather




COD. E01  
BIANCO  
WHITE




COD. E02  
PANNA  
OFF-WHITE



COD. E03  
ROSSO  
RED



COD. E04  
NERO  
BLACK



COD. E05  
CAFFÈ  
MOCHA



COD. E06  
ARANCIONE  
ORANGE

CAT. CU

Cuoio  
Leather



COD. C05  
NERO  
BLACK



COD. C14  
CRETA  
CLAY



COD. C07  
CAFFÈ  
MOCHA



COD. C08  
ROSSO GRANATA  
"GRANATA" RED



COD. C12  
AVORIO CHIARO  
LIGHT IVORY



COD. C11  
BIANCO  
WHITE



# SOVETITALIA

## **So.ve.t**

### **Società Vetraria Trevigiana Srl**

Via Emilio Salgari, 1/A  
31056 Biancade, Treviso - Italy

TEL. +39 0422 848 030

FAX +39 0422 848 032

sovet@sovet.com

**www.sovet.com**

LE IMMAGINI ED I CONTENUTI RIPORTATI NEL PRESENTE CATALOGO SI INTENDONO DI PROPRIETÀ ESCLUSIVA DI SOVET, PERTANTO È VIETATO QUALSIASI TIPO DI RIPRODUZIONE.

THE PICTURES AND TEXTS IN THIS CATALOGUE ARE OF EXCLUSIVE PROPERTY OF SOVET. REPRODUCTION, BY WHATEVER MEANS, IS FORBIDDEN.

AZIENDA CERTIFICATA UNI EN ISO 9001:2008

CERTIFIED QUALITY SYSTEM UNI EN ISO 9001:2008

